

Gathering 2 - Mobilization

NOVEMBER 5, 2024

2:00 - 5:00PM EST VIA ZOOM



Agenda At -A-Glance

2:00 - 5:00PM EST

Session 1: Welcome and Review

Session 2: Homework Presentations and Feedback

Session 3: The Mobilization Flywheel

Session 4: Personal Calling and Engaging My Missionary Calling

Session 5: Closing and Homework



Multipliers Pathway Goals


Goals for This Gathering

- Clarity on the “could be” versus “will be” context and why it’s important to dream
- A summary perspective on the content from our in-person kickoff
- Feedback on your team’s work to date
- A deeper understanding of the Mobilization Flywheel framework

Goals for the Whole Pathway

- A better understanding of multiplication
- A customized multiplication scorecard
- A new vision for multiplication
- A customized multiplication strategy
- Enthusiasm for implementing the plan
- A unifying and aligning team experience
- Tools for aligning your culture with multiplication

Note:

Throughout this workbook, the symbol , the adjacent URL is for a related video.

The symbol  is for a downloadable file.



Multipliers Pathway Resources

For additional resources, simply scan the QR code, or visit:

MULTIPLIERS.ORG/MP/RESOURCES

Review

Gospel Saturation Vision Scope

Identity

3 Micro Pathways

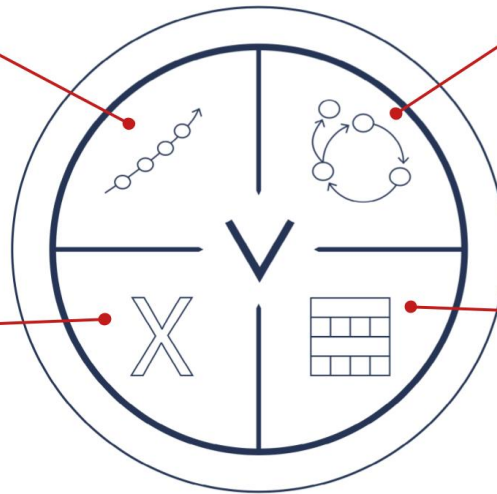
(line up with 3 dimensions of multiplication)

1. Disciple-Maker
2. Missionary
3. Leader

Impact

Scorecard

Measuring success and moving from good intentions to desired results and impact



Integration

Mobilization Flywheel

(integrates 3 micro pathways into a single flywheel)

The integrated macro pathway for equipping and mobilizing disciple-making missionaries

Intentionality

Strategic Planning

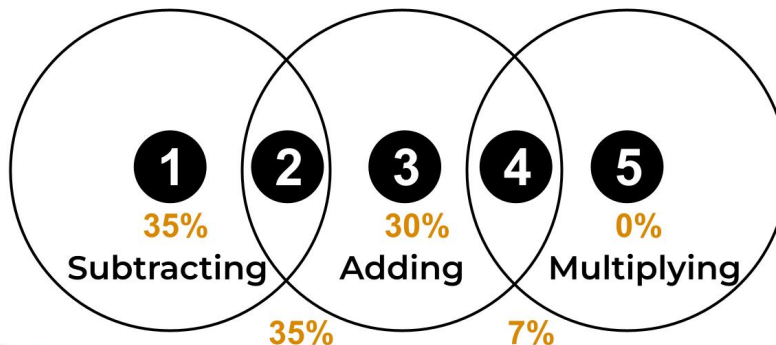
Using the 1414 planning tool for designing and implementing increased sending capacity



multipliers.org/mp/GSVS (training on Gospel Saturation Vision Scope)



5 Levels of Multiplication



100% of churches have a core context at Levels 1, 2, or 3

7% have behaviors at Level 4

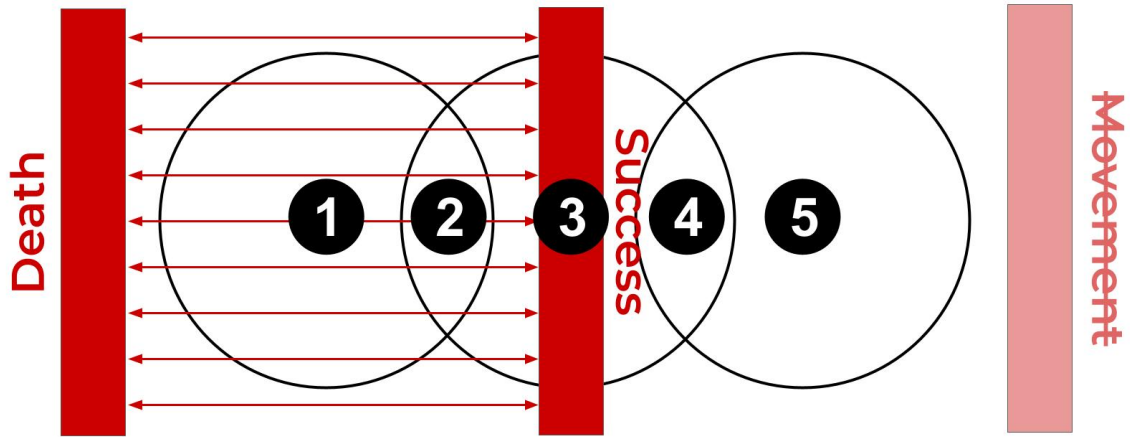


multipliers.org/mp/L5 (training on Level 5 Frameworks)

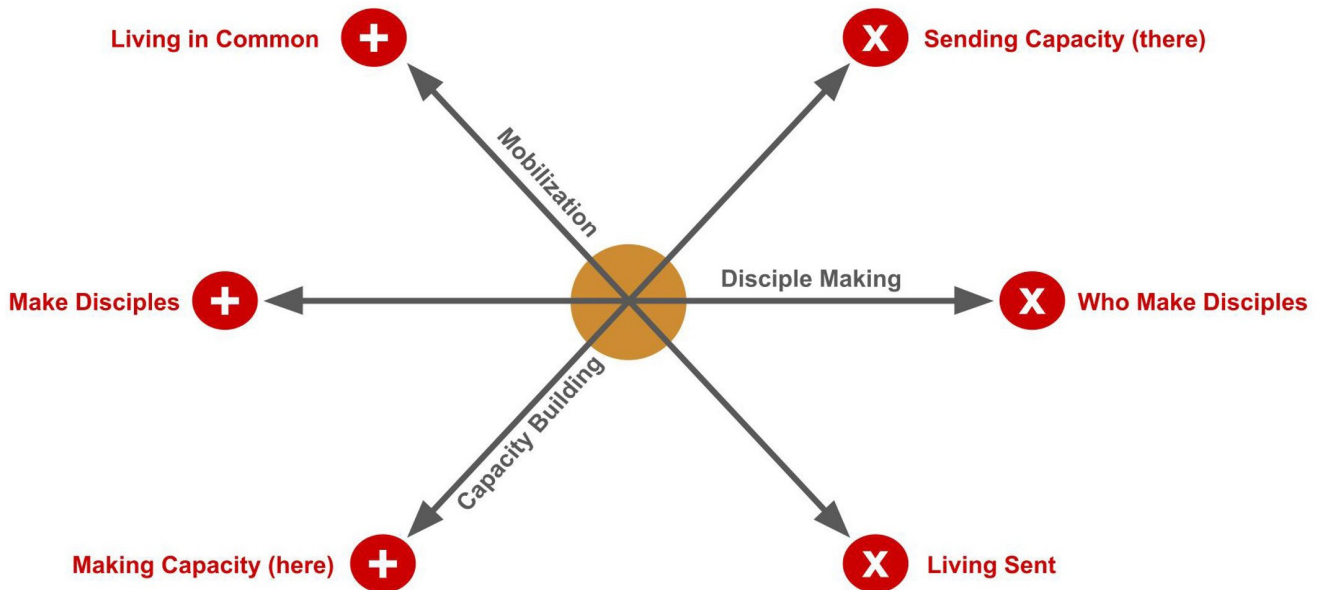


Review

Level 3 Magnet

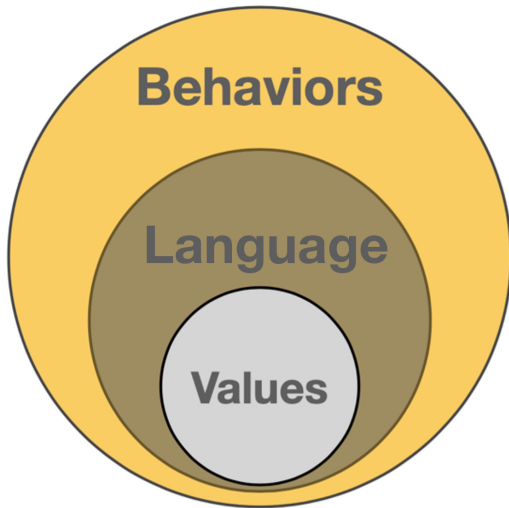


3 Dimensions of Multiplication



Review

Culture Alignment Model



BEHAVIORS

- What we do
- How we live out the values

LANGUAGE

- How we talk about it
- Consistency of words
- Story telling

VALUES

- What is important to us
- Spoken and unspoken
- More caught than taught

STRONG CULTURES HAVE:

1. CONGRUENCY
2. INTENTIONALITY



multipliers.org/mp/culture (training on Culture Alignment Model)



Homework Presentations

Integrated Presentation (Group Breakout)

Part 1: Each church planting team takes turns:

- Take 5 minutes to present all three of your homework assignments as one integrated presentation; pretend the audience is a consulting firm that will provide help and feedback
- After your presentation, the floor is open for 5-7 minutes of feedback and interaction with the 'consultants'
- Include in your presentation a conversation about what your team is united and confident about and the elements that you are not completely united and confident about
- Highlight the top 3 questions you have for the consulting firm

Part 2: Take 5 - 7 minutes per church to address:

- What clarifications do you need?
- What do you like the most about it?
- What if any concerns do you have that might limit gospel Saturation?
- What input do you have on their uncertainties or questions?

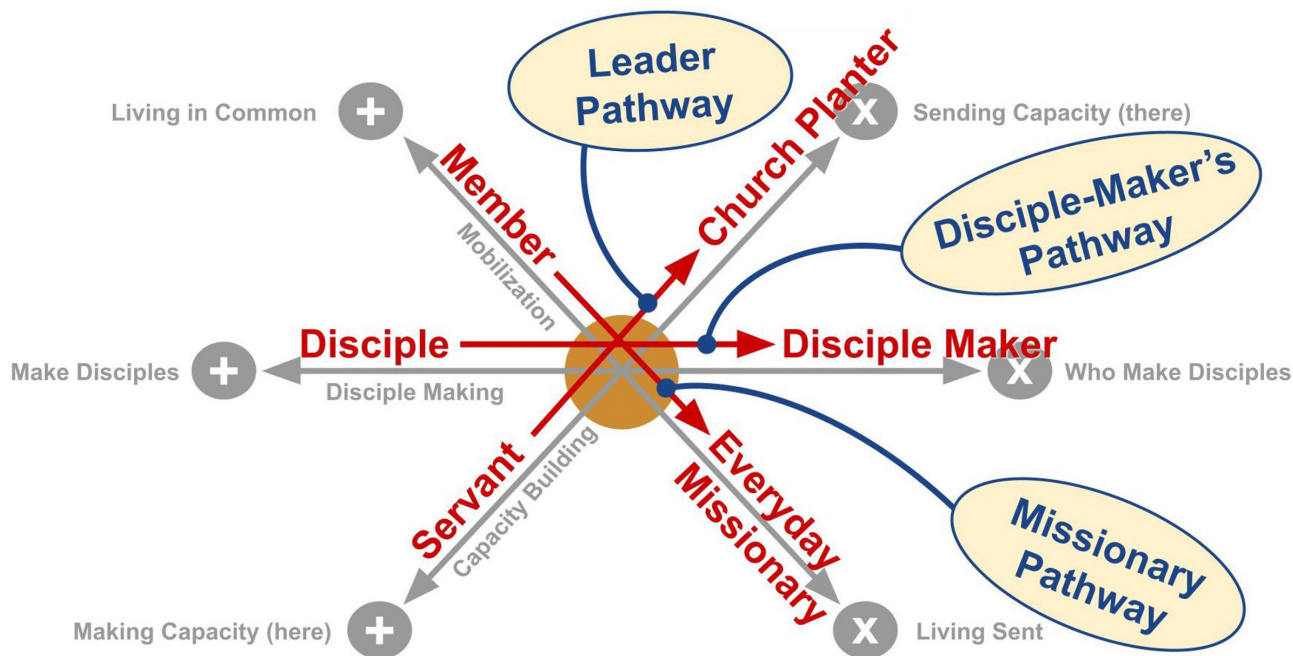
Finalizing Elements (Team Breakout)

As a church plant team, land on your final "could be" version of your integrated Gospel Saturation Vision, Multiplication Values, and Disciple-Maker's Pathway.

- Create your final version of what "could be"
- Send your final version to Todd and David after today's Virtual Gathering

Frameworks Recap

3 Dimensions, Pathways, Roles



3 Dimensions, Roles, Pathways, and Culture

Dimension	Role	Micro Pathway	Macro Culture
Disciple-Making	Disciple-Maker	from Disciple to Disciple-Maker	from Programmatic to Disciple-Making Culture
Mobilization	Missionary	from Member to Everyday Missionary	from Volunteer to Mobilization Culture
Capacity-Building	Leader	from Servant to Church Planter	from Growing to Reproducing Culture

Frameworks Recap

A Multipliers Pathway

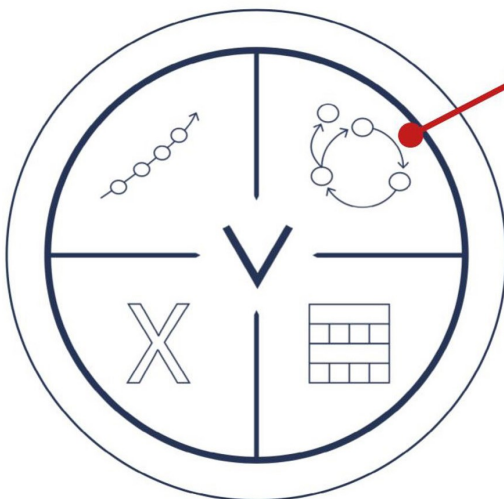


A missionary disciple-maker

- Disciple-Maker Pathway
- Missionary Pathway
- Leader Pathway

The Mobilization Flywheel

Integration



Mobilization Flywheel

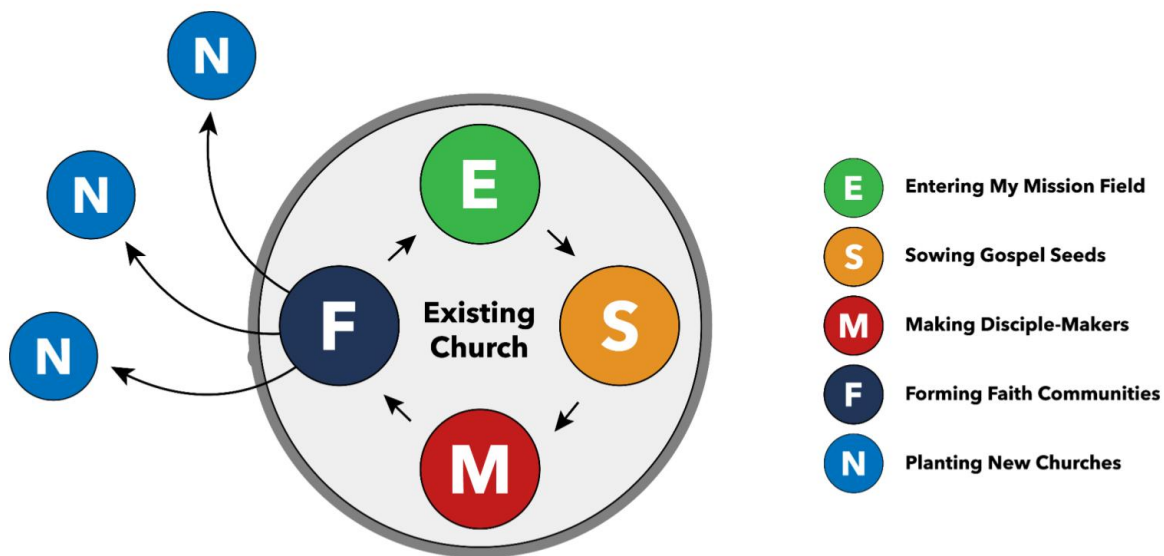
(integrates 3 micro pathways into a single flywheel seeding church plants)

The integrated pathway for equipping and mobilizing disciple-making missionaries

The Mobilization Flywheel

The Principle of the Flywheel

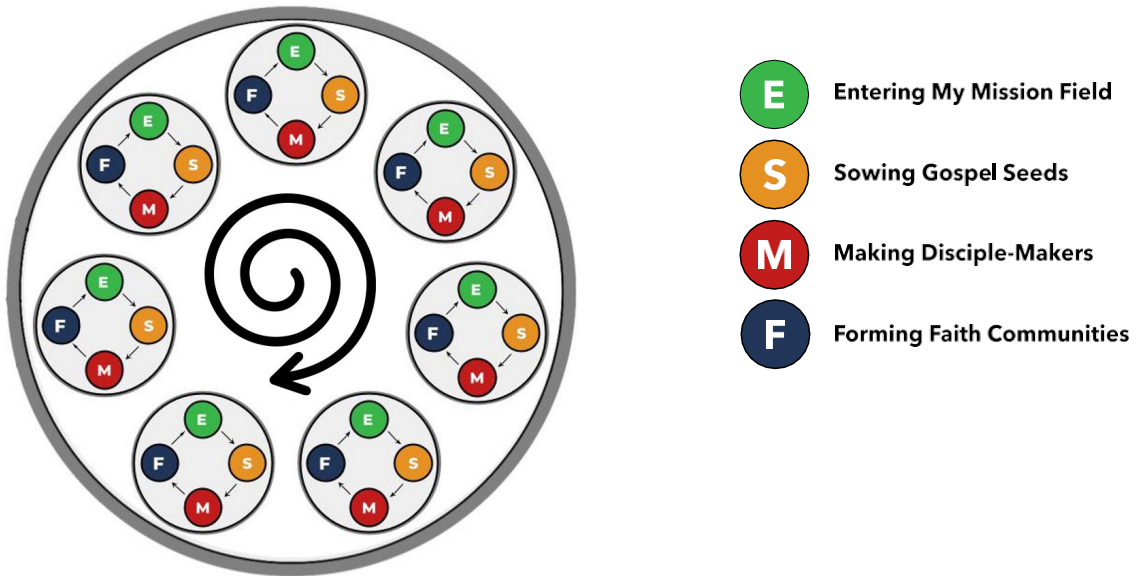
The Flywheel is difficult to turn at first, requiring extra focus and energy. It must turn against the position of rest, the status quo, inertia. The Flywheel turns slowly at first but begins to acquire increased momentum with each revolution until it is not only easily turning, but actually increasing the momentum.



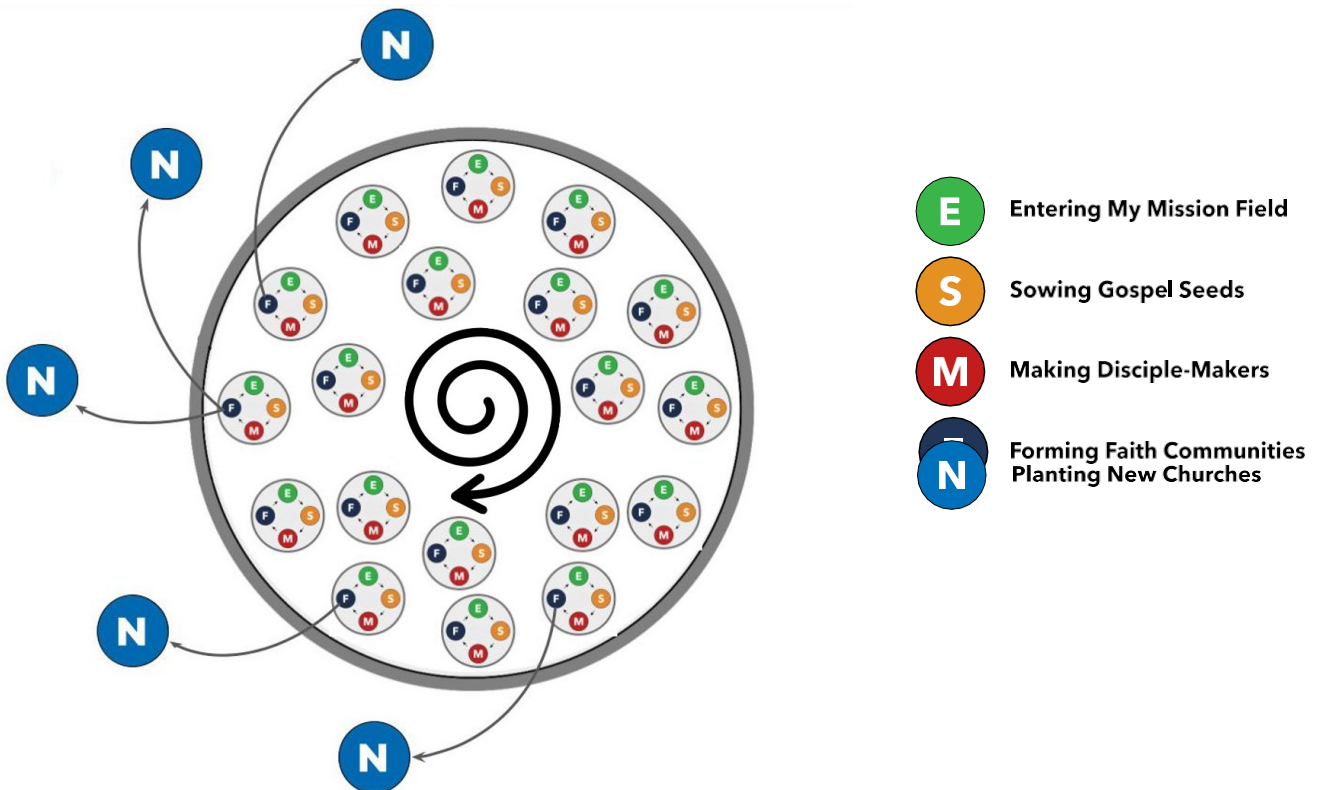
<p>Entering My Mission Field</p> <ul style="list-style-type: none"> • Embrace my role as an everyday missionary • Understand General and Special Calling • Discover My Unique Special Calling • Re-envision My Mission Field (BE-DO-GO Sweet spot Framework) 	<p>Sowing Gospel Seeds</p> <ul style="list-style-type: none"> • Prayer Walking • Strategic Engagement With “Place” • Intentionality in Relationship Building • Being a Person of Peace, Finding Persons of Peace
<p>Making Disciple-Makers</p> <ul style="list-style-type: none"> • Simple Enough to Reproduce • Gospel is Our Curriculum • Holy Spirit is Our Teacher • Following Jesus is Our Objective • Relationships Are Our Vehicle 	<p>Forming Faith-Driven Community</p> <ul style="list-style-type: none"> • New Faith-Driven Groups, Causes, or Organizations within My Mission Field • Relational Community Amidst Disciple-Making • Contributes to Gospel Saturation • Some Catalyze New Churches

The Mobilization Flywheel

MACRO Context – Multiplication of mobilization in the church



New churches are formed



The Mobilization Flywheel

Key Steps of an Effective Flywheel (Team Breakout)

This breakout allows your team to engage in the Mobilization Flywheel Model from the perspective of a Level 5 church plant (What “could be”). You are answering the following question from the MICRO (individual disciple) perspective relative to the basic Mobilization Flywheel:

“What are the key steps of an effective flywheel for mobilizing “missionary disciple-makers” who form new expressions of faith that can potentially become new churches?”

Key Questions:


- What would you keep?
- What would you drop?
- What would you add?
- What would you change?

Flywheel Modifications (Group Breakout Exercise)

In your groups of three to four churches, present any modifications you would make to the mobilization flywheel from your MICRO perspective and explain why.

Calling and the Mobilization Flywheel

Embracing My Missionary Calling



- Embrace my role as an everyday missionary
- Understand General and Special Calling
- Discover My Unique Special Calling
- Re-envision My Mission Field (BE-DO-GO Sweet spot Framework)

The Two Callings

The Bible identifies two types of calling:

- General or **common calling**
- Unique or **personal calling**

General (Primary) Calling

Our **general** or **common calling** applies to all Christians, everywhere, all the time. This general calling unites the Body of Christ in a shared response to God's plans. Theologians refer to this as our primary calling.

Personal (Secondary) Calling

The Bible also highlights a **unique personal calling** that distinguishes us as a child of God, different and distinct from all other people. This unique personal calling is God's special equipping for us to play our unique part in his plans on earth.

Taking Hold

We can "have" life and easily take it for granted. To take hold of life more abundantly requires an **active** posture.

Find the Clues

Discovering our calling is a journey that takes time. Most of us will not wake up one day and know our calling with crystal clarity. Instead, we must maintain a posture of learning and discovering, seeing each day as an opportunity to discern new clues about our personal calling.

The Problem of the Thief

The thief's role is active. He whispers lies into our minds to keep us from discovering and engaging our unique calling.

The Script Changed

...From a Kingdom of God-centered life to a Kingdom of me-centered life.

Discontent then reigns!

Profound Losses Caused by The Thief

1. A loss of identity and relationship

› We are left asking, "Who am I created to be?"

2. A loss of purpose and mission

› We are left asking, "What am I made to do?"

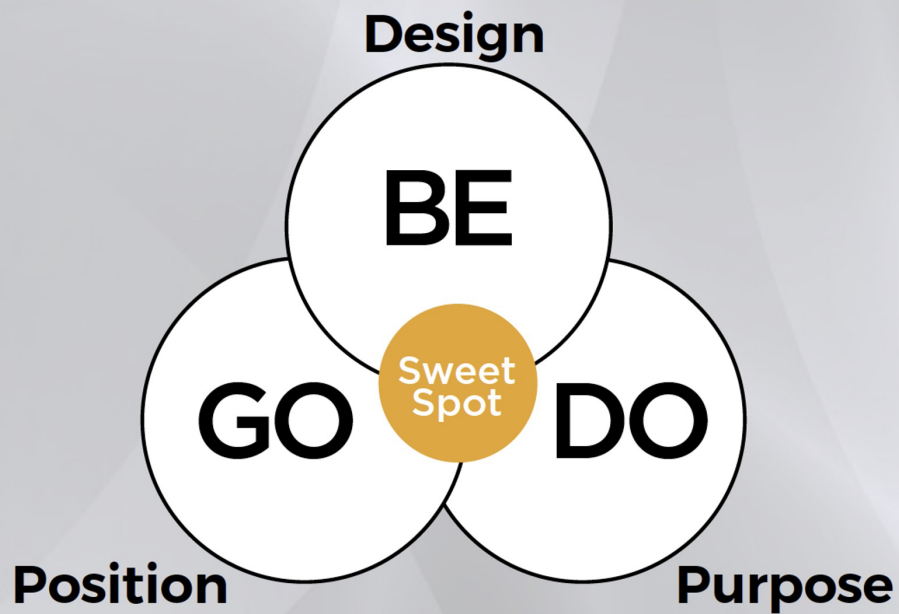
3. A loss of place and position

› We are left asking, "Where do I fit?"

BE-DO-GO Integration

INTEGRATION

Our sweet spot of calling is found at the intersection of our unique identity (BE), the good works he calls us to accomplish (DO), and the place we are called to do it (GO).



BE-DO-GO Integration

Applying BE-DO-GO to Primary (Common) Calling

Element	Example 1	Example 2
BE	I am a disciple of Jesus	I am a child of God
DO	who makes disciples of others	who honors Him
GO	wherever I am!	wherever I am!

Over 150 “Be” verses in the Bible can be put in the BE-DO-GO primary calling context. In Multipliers Pathway, we are using the disciple who makes Disciple-makers context.

Applying BE-DO-GO to Secondary (Unique) Calling

Element	Example 1	Example 2
BE	I am uniquely made (a masterpiece work of God)	I am an entrepreneurial engineer
DO	to do unique good works and deeds that He prepared in advance for me	who envisages opportunity
GO	where I can be most effective to walk in!	where there is the greatest potential impact to the 16% church planting tipping point challenge.

Embracing My Unique Calling

- Embracing my identity and role as an everyday missionary
- Discovering my unique calling
- Rooting my unique calling in my general or common calling (to be a disciple who makes disciples)
- Engaging my unique mission field with intentionality

Family Member AND Everyday Missionary



Micro and Macro

The Micro Experience of the Everyday Disciple-Making Missionary

The Macro Culture Behaviors / Expectations Shaped Church Leaders

Homework

What to Accomplish Before the Next Gathering

Context:

Continue to assume your team is planting a church together for the first three assignments below. This is another “could be” exercise through the lens of your team assuming the role of a church planting team. Step out of the constraints of your current church’s vision, values, and strategy and step into a fresh, blank canvas to design your church plant’s future. Work through these three assignments as a church planting team, finalizing your Gospel Saturation Vision, Multiplication Values, and Disciple-Maker’s Pathway (Assignment 1 below); Finalize your church plant’s Mobilization Flywheel (Assignment 2 below); and draft ideas for how your church plant would create systems, expectations and behaviors to implement that Flywheel.

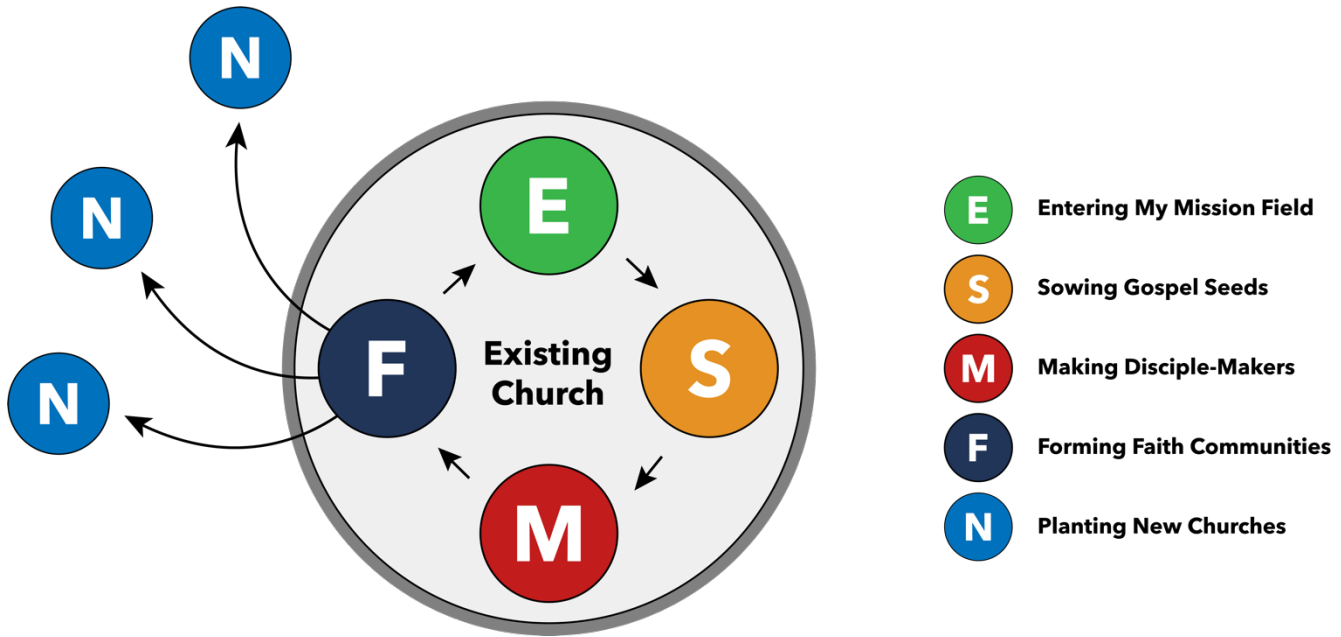
We are not looking for you to build these out with the same detail you would for your church. These exercises are intended to expose you to the content and help you understand the process so that you’ll be ready to contextualize it in your “will be” context at the next session in-person. For now, stay focused exclusively on the “could be” for your team’s hypothetical church plant.

Part 1: Micro

Finalize your homework from last time (your church plant’s **Gospel Saturation Vision**, **Multiplication Values**, and **Disciple-Maker Pathway**) and send cleaned up copies to Todd and David. You may not have any more work to do on this after last week. If not, just send it.

Homework

Part 2: Micro:



Finalize your church plant’s “could be” Mobilization Flywheel (the “MICRO” flywheel) including a picture with specific elements/steps:

1. Name/customize the steps
2. Describe the individual disciple’s experience
3. Sketch out your own custom Mobilization Flywheel

Step	What We’ll Call It	Individual Disciple’s Experience (Assignment 2 - Micro)	Church Implementation (Assignment 3 - Macro)
SAMPLE: <i>Entering My Mission Field</i>	<i>Adopting My Sphere of Influence</i>	<ul style="list-style-type: none"> • <i>Sketched an ‘Oikos Map’</i> • <i>Prayer walked my sphere</i> 	<ul style="list-style-type: none"> • <i>Oikos Map training in small groups</i>

Step	What We’ll Call It	Individual Disciple’s Experience (Micro)	Church Implementation (Macro)
Entering My Mission Field		•	•
Sowing Gospel Seeds		•	•
Making Disciple-Makers		•	•
Forming Faith Communities		•	•
Planting New Churches		•	•

Homework

Part 3: Macro

Describe the most critical expectations/behaviors needed at each step of the flywheel for implementing your micro-Mobilization Flywheel. "What are you going to do at every step/element in order to implement your unique Mobilization Flywheel?"

Compile the results of Assignments 2 & 3 into a **simple side deck presentation** for use during the breakouts at our 3rd Gathering. As with last time, you are not required to be creative or use images in your presentations, but you are welcome to. We are focused primarily on the substance of your content and not how creatively you present it.

Part 4: Content to Consume [required]:

Please watch or read the following prior to the December 3rd Virtual Gathering:

- a. Gospel Saturation Vision Scope - Update video



multipliers.org/mp/GSVS



- b. Culture of Mobilization video



multipliers.org/mp/mobilizationculture



- c. Personal Calling video



multipliers.org/mp/personalcalling



- d. Mobilization Visual Guide: Please read / review this free "Flip Book Guide"



multipliers.org/mobilizationguide



Homework

e. **Optional** Books on Personal Calling and developing a Culture of Mobilization that shape and inform the Multipliers Pathway process:

- *More: Find Your Personal Calling and Live Life to the Fullest Measure* (Todd Wilson)



multipliers.org/more



- *Made for More: Six Essential Shifts for Creating a Culture of Mobilization* (free eBook by Todd Wilson & Robb Wegner)



multipliers.org/m4m



- *The Mobilization Flywheel* (free eBook by Larry Walkemeyer & Todd)



multipliers.org/mobilizationflywheel



- *Calling QuickStart Guide* (free PDF based on the book *More* by Todd Wilson)



multipliers.org/calling





Multipliers Pathway Resources

For additional resources, simply scan the QR code, or visit:
MULTIPLIERS.ORG/MP/RESOURCES