


Multipliers Pathway

CREATING A CHURCH PLANTING
PLAN FOR YOUR CHURCH



Welcome

Introductions

Welcome

Day 1

1:00 - 5:15 pm

Sessions 1-3

Day 2

8:30 am - 5:00 pm

Sessions 1-6

Event Goals

- Solidify understanding of core multiplication frameworks
- Solidify understanding of Gospel Saturation Vision Scope
- Ready to put together first draft of a Disciple Maker Pathway
- Begin refining values that shape a multiplication culture

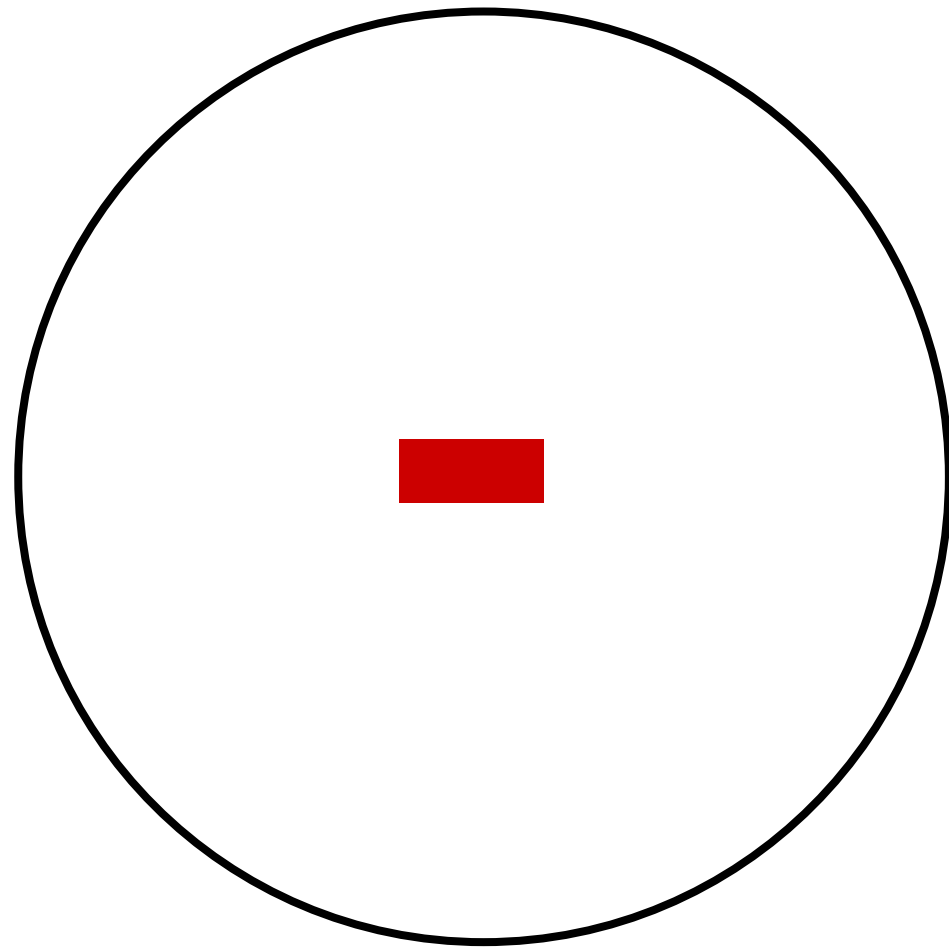
Pathway Goals

- A better understanding of multiplication
- A customized multiplication scorecard
- A new vision for multiplication
- A customized multiplication strategy
- Enthusiasm for implementing the plan
- A unifying and aligning team experience
- Tools for aligning your culture with multiplication


Session 1

Level 5 Framework


Level 5 Framework



Subtract

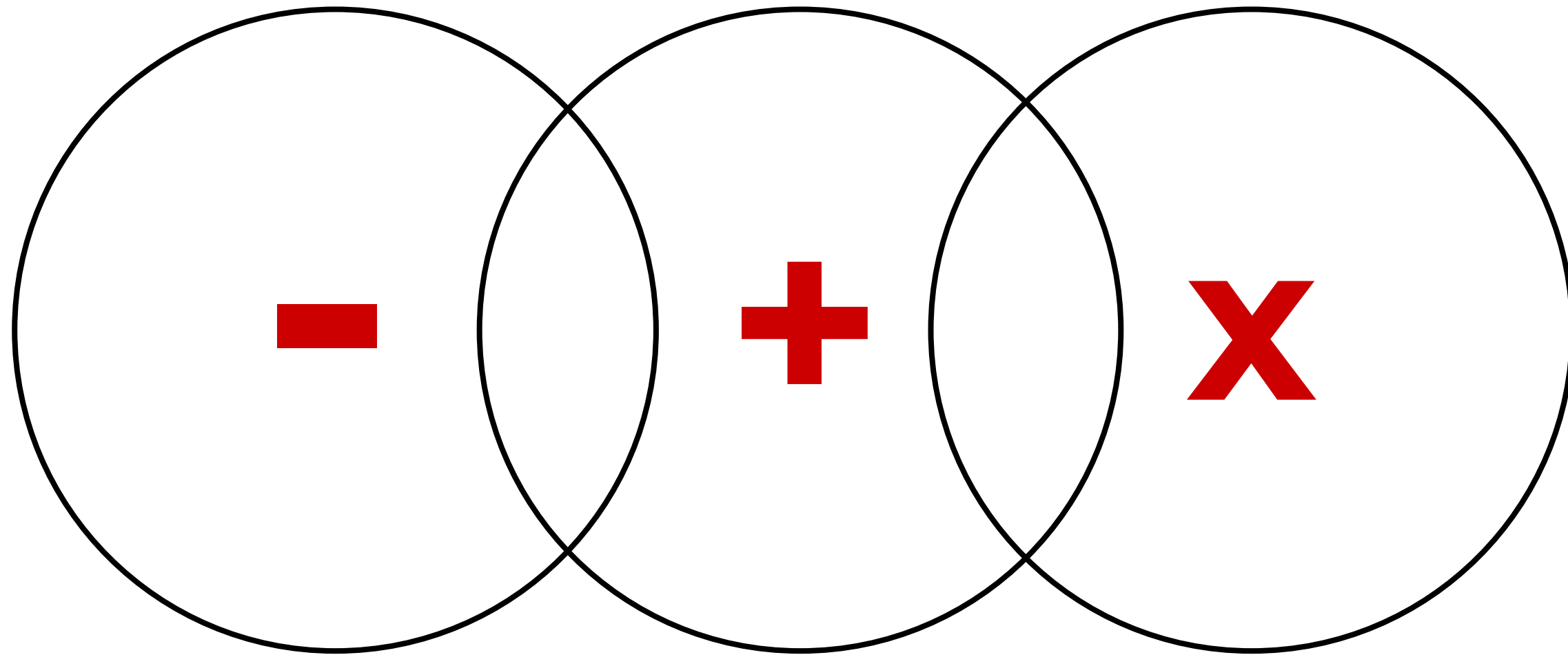


Add



Multiply

Level 5 Framework

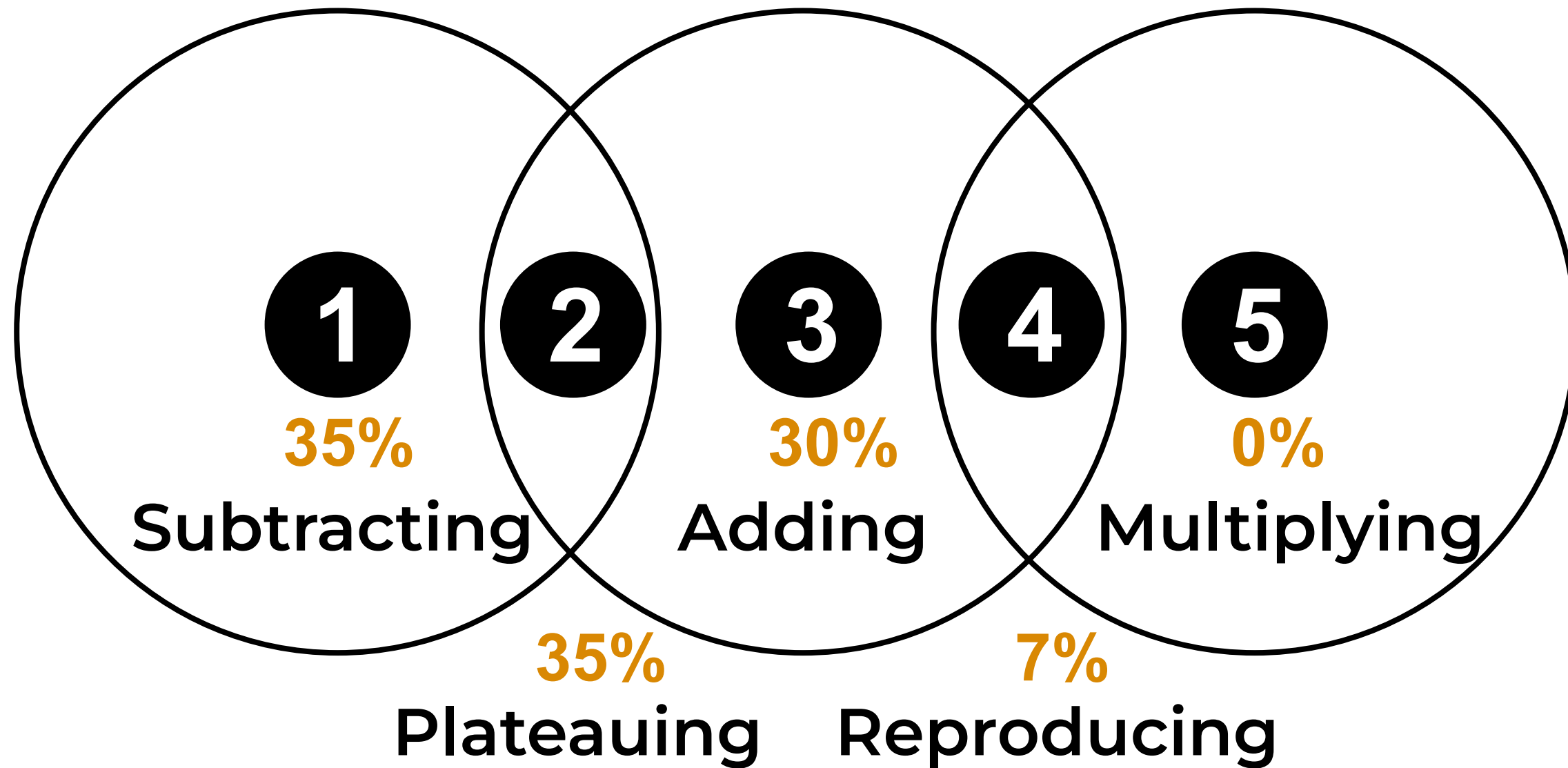


Subtracting

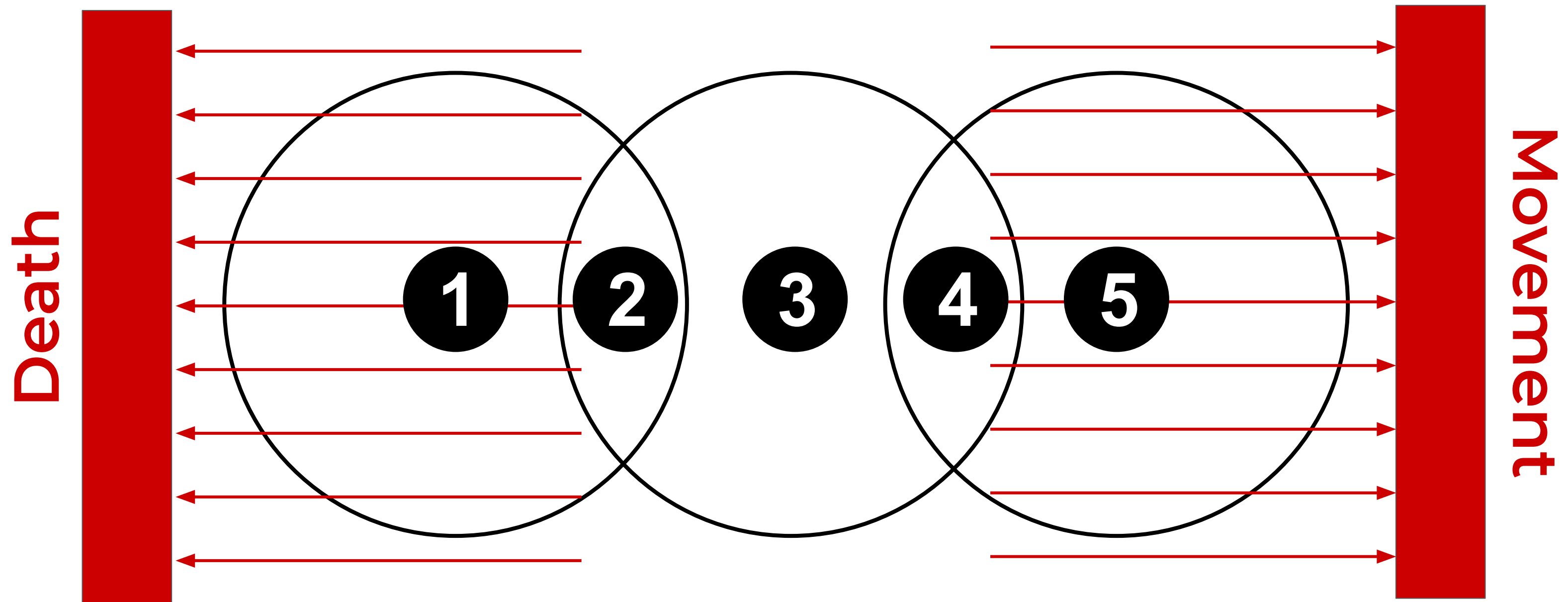
Adding

Multiplying

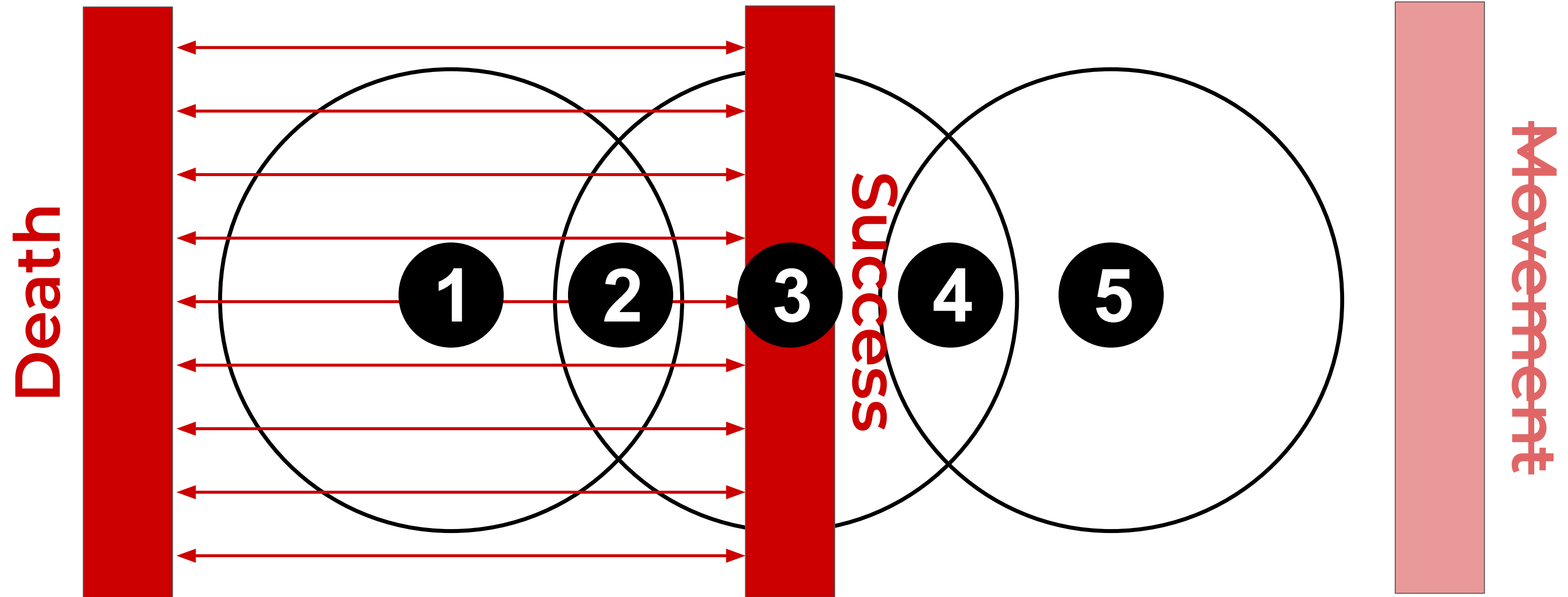
Level 5 Framework



Level 3 Magnet



Level 3 Magnet



Level 3 Magnet

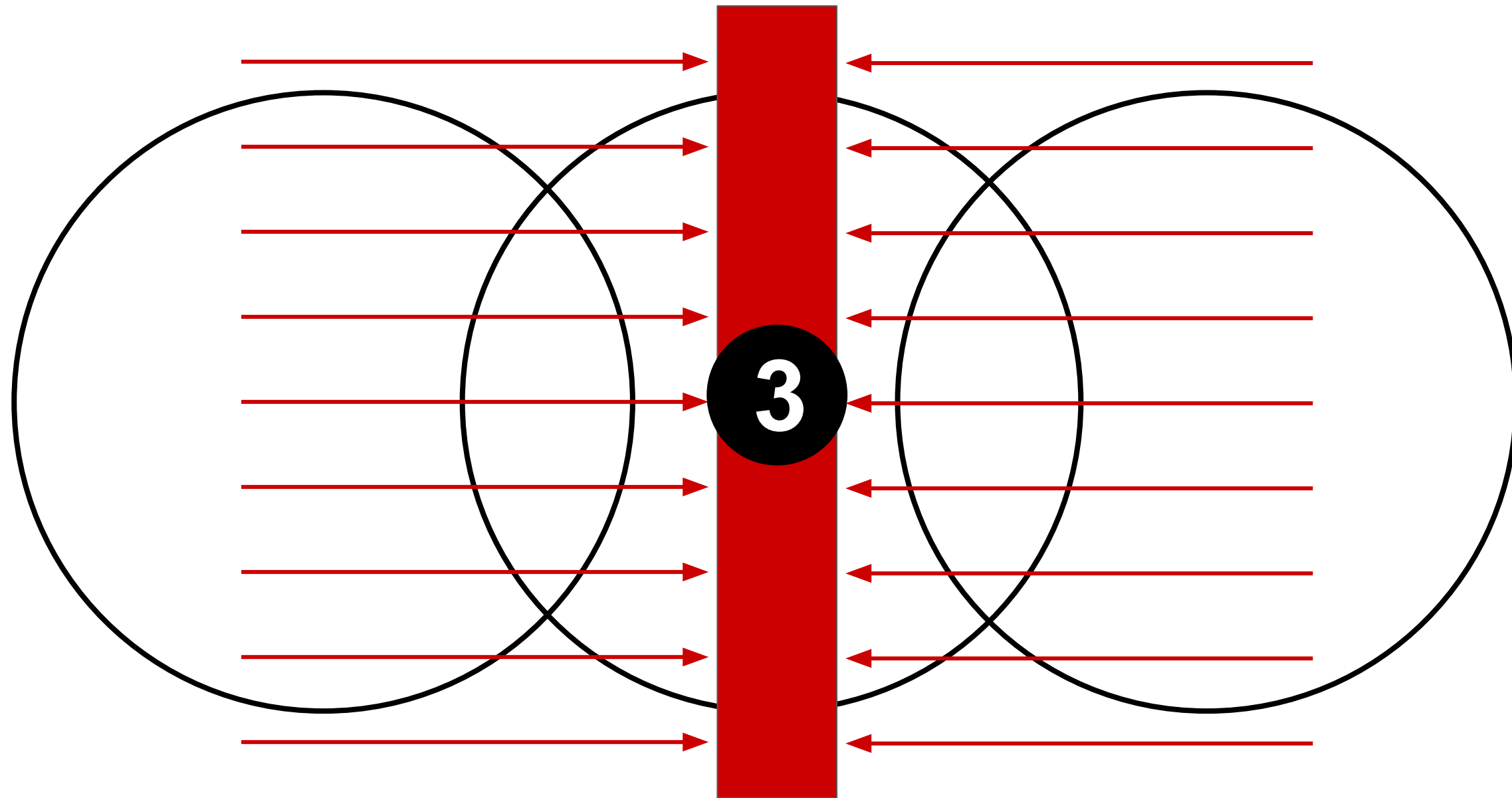


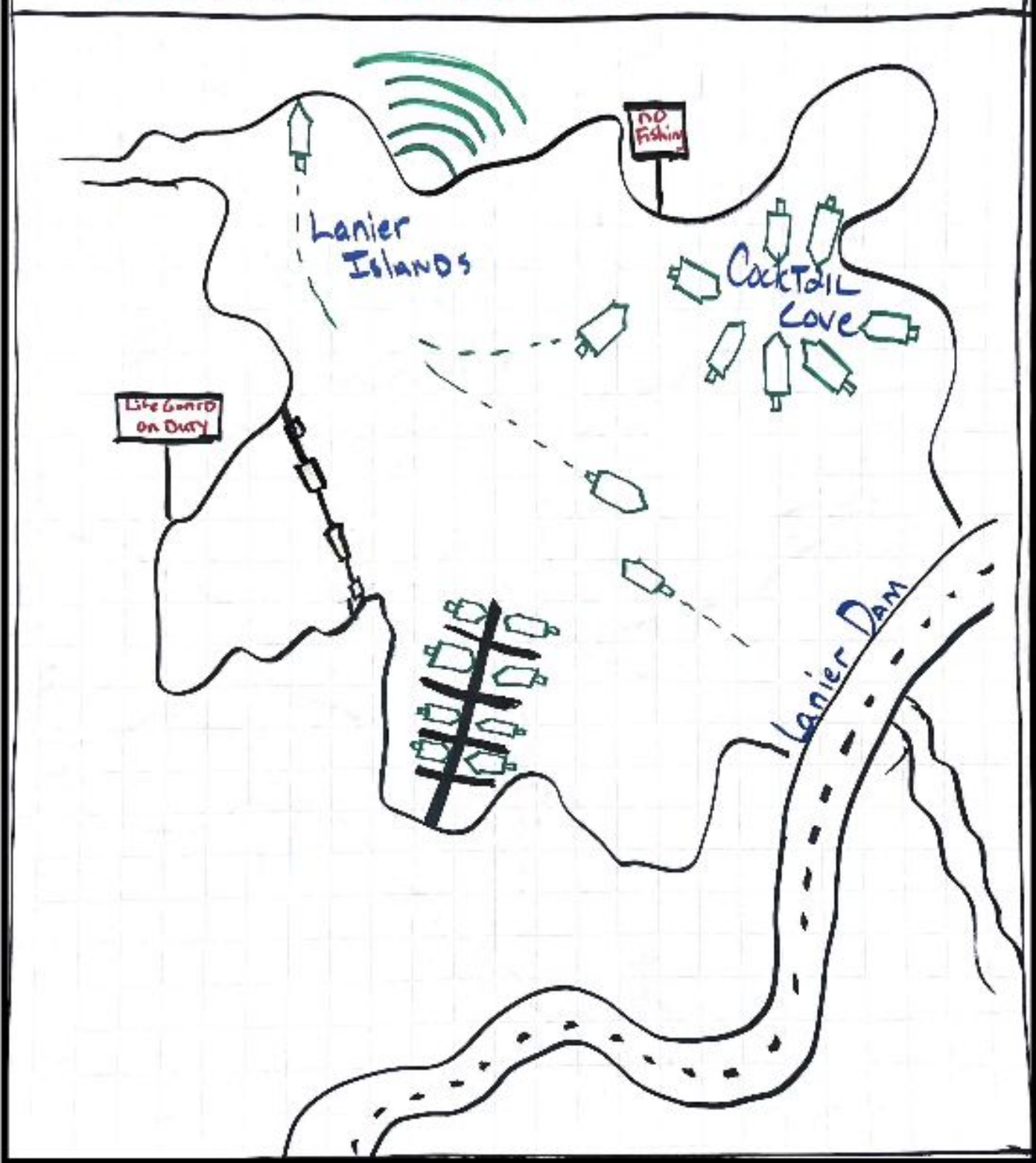
Table Conversation

From the Level 5 Framework and the Level 3 Magnet, share with your tablemates your greatest personal tensions with our prevailing, consumer-driven church operating system.

Breakout Exercise

- With your team, draw a picture of a Level 3 church strongly influenced by the Level 3 Magnet.
- Use a flipchart and a “Lake” as the metaphor for your drawing. If this Level 3 church were a lake, what would it look like?
- Draw and label the elements on and around the lake. Include key programming and ministry components beyond weekend worship services. Include your learnings / discoveries from the Level 3 magnet conversation.
- Be prepared to present your drawing.

Sample Lake Church




Larry Walkemeyer Video

From Lake to River Church

Break Time

BE BACK IN 15 MINUTES



Session 2

Gospel Saturation Vision

Tim Hawks & Will Plitt Video

A Conversation on
Gospel Saturation

Table Conversation

Based on what you heard in the video, create a simple working definition of Gospel Saturation that could apply to all churches.

Breakout Exercise

Part 1: Assume you are the leaders of a model “river church” with a vision for Gospel Saturation and with a culture of multiplication in place. Your team is 5 years into the journey, and you’ve made significant progress toward the vision. Make a list of the distinctive characteristics that you would find in this church:

Breakout Exercise

Part 2: Using the characteristics from Part 1, draw a picture of a model “River Church” engaged in Gospel Saturation on a flipchart. You can optionally use a different metaphor than a “river.”

Permit yourself to dream of what “could be.” Essentially, you are allowing your team to dream about what Gospel Saturation would look like in a “River Church” (or equivalent metaphor).

Be prepared to present your drawing.

Breakout Exercise

Part 3: Using the characteristics from Part 1 and River Church picture from Part 2, develop a forward-looking Gospel Saturation vision statement (one paragraph or less) for a model church (not necessarily your own). Begin with “We see…” and ultimately describe the model church’s role and contribution to gospel saturation.

At this point in the process, this is still a dreaming exercise. This is a vision for what “could be” and not yet necessarily what you are committing “will be.” You’re beginning to dream.

Team Debrief




Session 3

Gospel Saturation

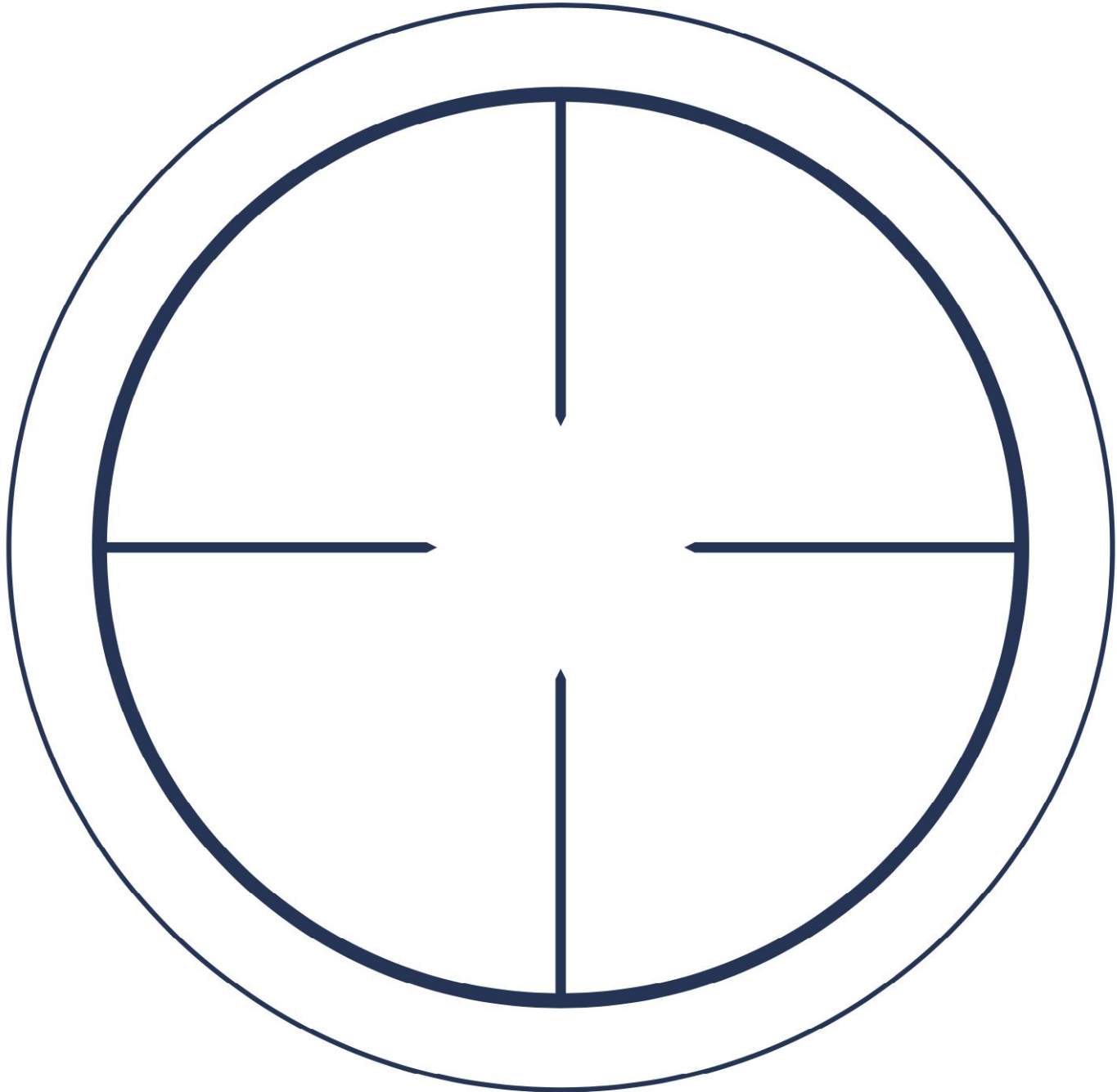
Vision Scope

(Our Master Tool)

Gospel Saturation Vision Scope



Gospel Saturation Vision Scope



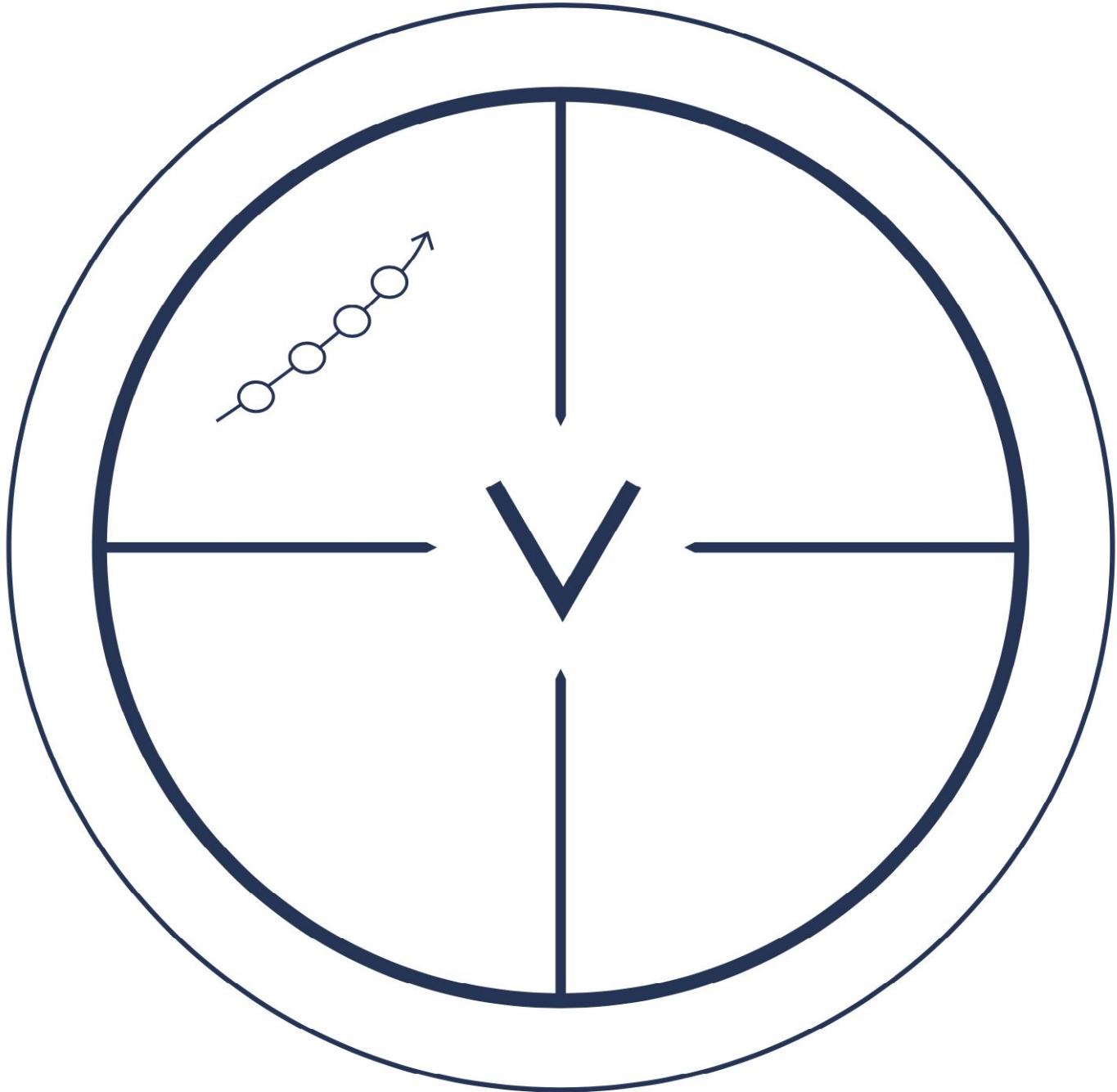
Values

Gospel Saturation Vision Scope



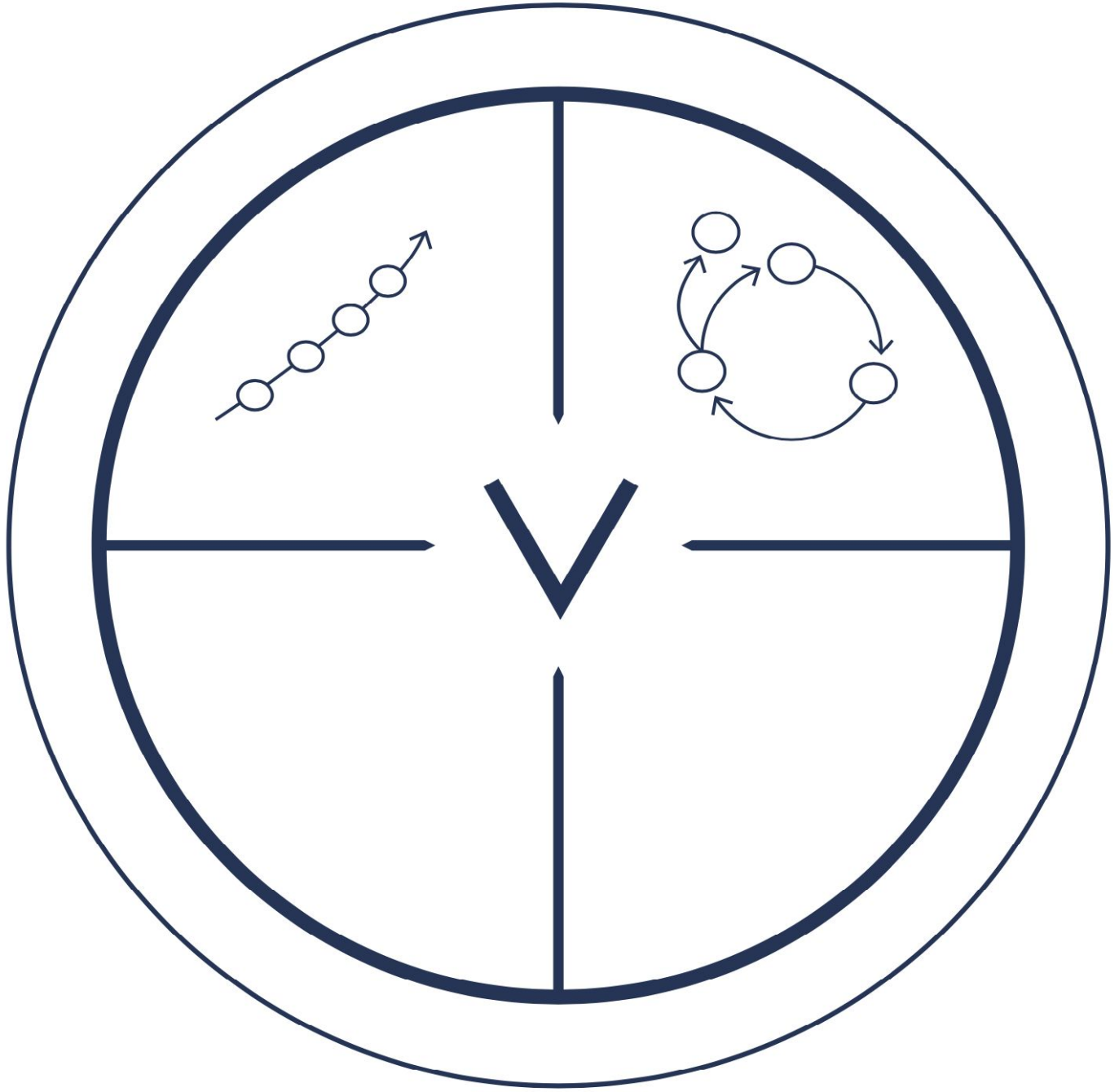
Gospel Saturation Vision

Gospel Saturation Vision Scope



Disciple Maker's Pathway

Gospel Saturation Vision Scope



Mobilization Flywheel

Gospel Saturation Vision Scope



1:4:1:4 Strategic Alignment

Gospel Saturation Vision Scope



Multiplication Scorecard

Table Exercise - Teach It!

Element by element, draw and teach the Gospel Saturation Vision Scope to your neighbor.

Reflections

What excites you most about the tool?

What challenges you most about the tool?

What clarifications would help you with understanding the tool?


Suggested Dinner Questions

What did we hear the Spirit saying today?

What are our most significant challenges in doing something about it?

Multipliers Pathway

CREATING A CHURCH PLANTING
PLAN FOR YOUR CHURCH



Devotional

² He taught them many things by parables, and in his teaching said: ³ “Listen! A farmer went out to sow his seed. ⁴ As he was scattering the seed, some fell along the path, and the birds came and ate it up. ⁵ Some fell on rocky places, where it did not have much soil. It sprang up quickly, because the soil was shallow. ⁶ But when the sun came up, the plants were scorched, and they withered because they had no root. ⁷ Other seed fell among thorns, which grew up and choked the plants, so that they did not bear grain.

Devotional

⁸ Still other seed fell on good soil. It came up, grew and produced a crop, some multiplying thirty, some sixty, some a hundred times.”

⁹ Then Jesus said, “Whoever has ears to hear, let them hear.”

¹³ Then Jesus said to them, “Don’t you understand this parable? How then will you understand any parable?”

Mark 4: 2-9, & 13 (NIV)

Welcome & Reflections

- What was the Holy Spirit stirring in you overnight?
- What burning questions do you have from yesterday?


Gospel Saturation Vision Scope



Session 1

Culture Alignment Framework and Multiplication Values

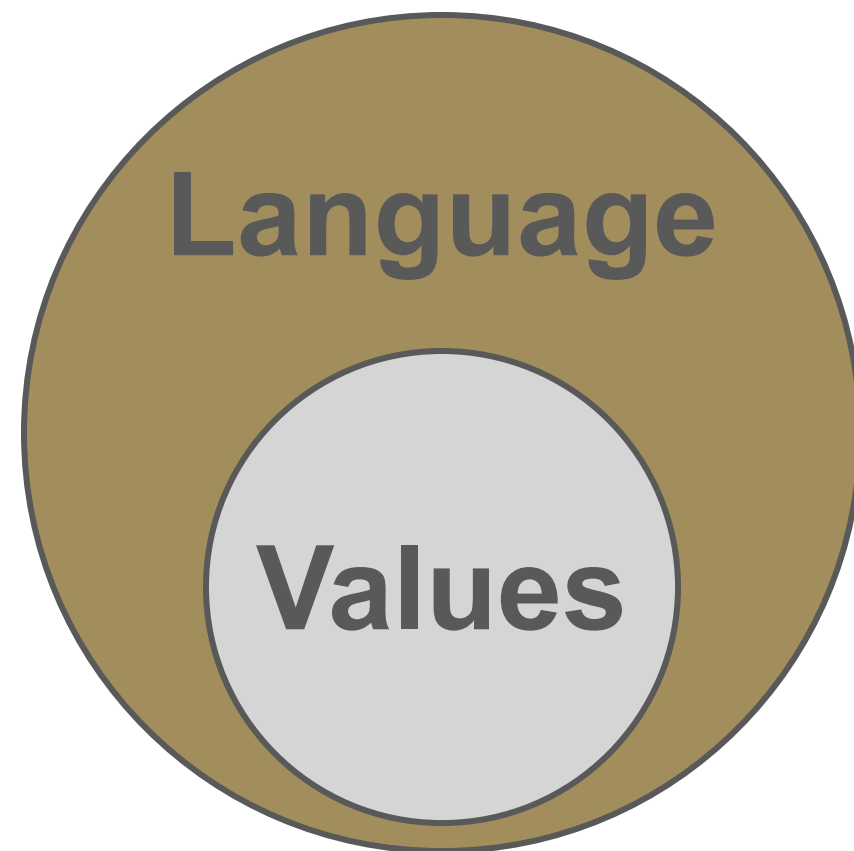
Culture Alignment Model



VALUES

- What is important to us
- Spoken and unspoken
- More caught than taught

Culture Alignment Model



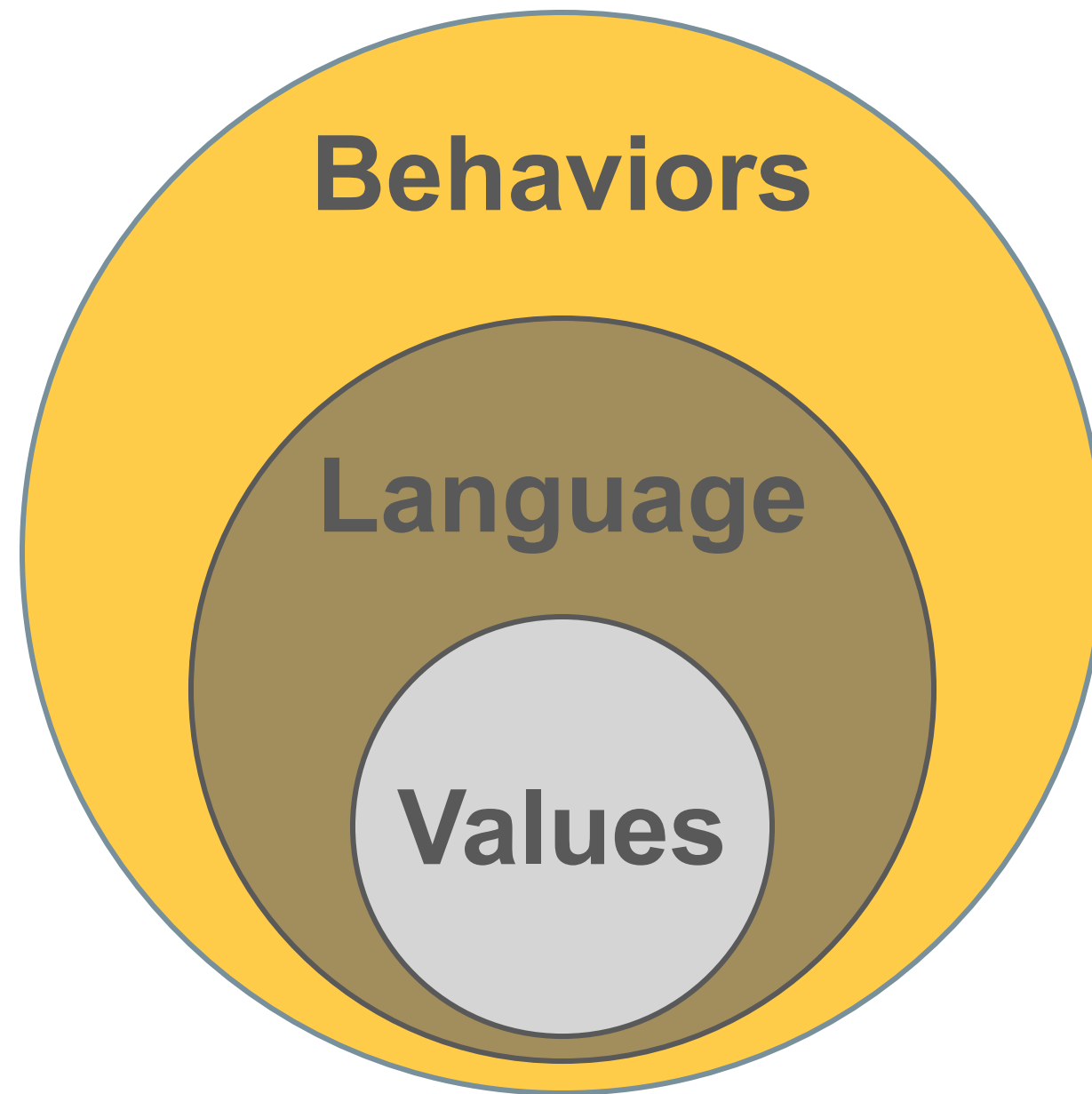
LANGUAGE

- How we talk about it
- Consistency of words
- Story telling

VALUES

- What is important to us
- Spoken and unspoken
- More caught than taught

Culture Alignment Model



BEHAVIORS

- What we do
- How we live out the values

LANGUAGE

- How we talk about it
- Consistency of words
- Story telling

VALUES

- What is important to us
- Spoken and unspoken
- More caught than taught

Defining Values

Values are **beliefs** and **convictions** that motivate people one way or the other.

Defining Values

Values are an articulation
of our core convictions.

Defining Values

Values are not what we do,
but they shape how we do
everything we do.

Defining Values

Shared values are essential to **shaping** and **forming** our organizational culture.

Defining Values

Actual behaviors
demonstrate what
we value.

Defining Values

What we **measure** is
an indication of what
we value most.

Defining Values

We should limit our values to 4 to 6.

Breakout Exercise

Multiplication Values Assessment					
Our Values (Column 1)	Reinforces Disciple-Making (Column 2)	Reinforces Mobilization (Column 3)	Reinforces Multiplication (Column 4)	Actual vs. Aspirational Value? (Column 5)	Keep, Drop, or Refine? (Column 6)
	○	○	○	1 2 3 4 5	
	○	○	○	1 2 3 4 5	
	○	○	○	1 2 3 4 5	
	○	○	○	1 2 3 4 5	
	○	○	○	1 2 3 4 5	
	○	○	○	1 2 3 4 5	

Breakout Exercise

Values Assessment

Step 1: Each team is provided with a pre-drawn flip chart like the table in your workbook. Fill in your church's values in column 1. Using a red, yellow, and green indicator, assess your values based on the criteria in columns 2, 3, and 4. All of the cells in columns 2, 3, and 4, will end up with a red, yellow, or green filled in dot.

Breakout Exercise

Values Assessment

Step 2: In column 5, assess each value on a 1 to 5 rating relative to whether it's an aspirational or an actual value. A 1 is a solidly aspirational value and a 5 is an actual value that is significantly shaping your culture. Circle the applicable rating for each value.

Breakout Exercise

Values Assessment

Step 3: As a team, determine whether you need to keep the value, drop the value, or refine the value to reflect disciple-making, mobilization, and multiplication. Write the word “Keep,” “Drop,” or “Refine” in column 6.

Team Debrief



Refining Values

Step 1 - Adding a missing value or renaming an existing value.

Refining Values

Step 2 - Defining your value by developing a “**Because**” statement for each value.

Refining Values

Step 3 - Develop two or three “Demonstrated by...” statements for each value.

Refining Values

Step 4 - Anchoring your value in Scripture reference.

A Sample Multiplication Value

Name It & Define It

Kingdom Collaboration – Because it is impossible to saturate our city with the gospel without working together.

Demonstrated by:

1. Our commitment to champion city-wide prayer.
2. Our commitment to participate in city-wide events designed to reach our city.
3. Our commitment to work across denominational and network lines in our city.

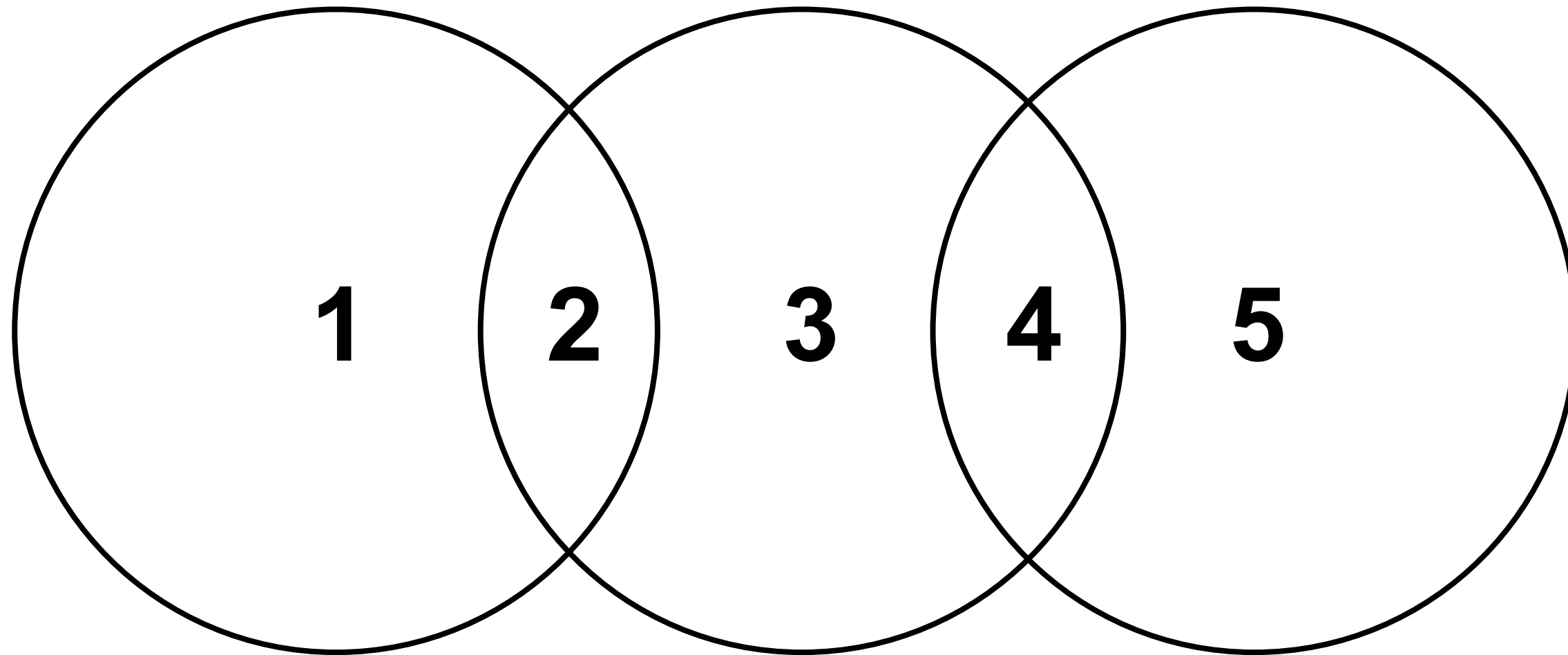
Anchor It

“...that all of them may be one, Father, just as you are in me and I am in you. May they also be in us so that the world may believe that you have sent me...” (John 17:21, NIV)

Session 2

Our Disciple-Making Challenge

Level 5 Framework



**Consumer
Disciples**

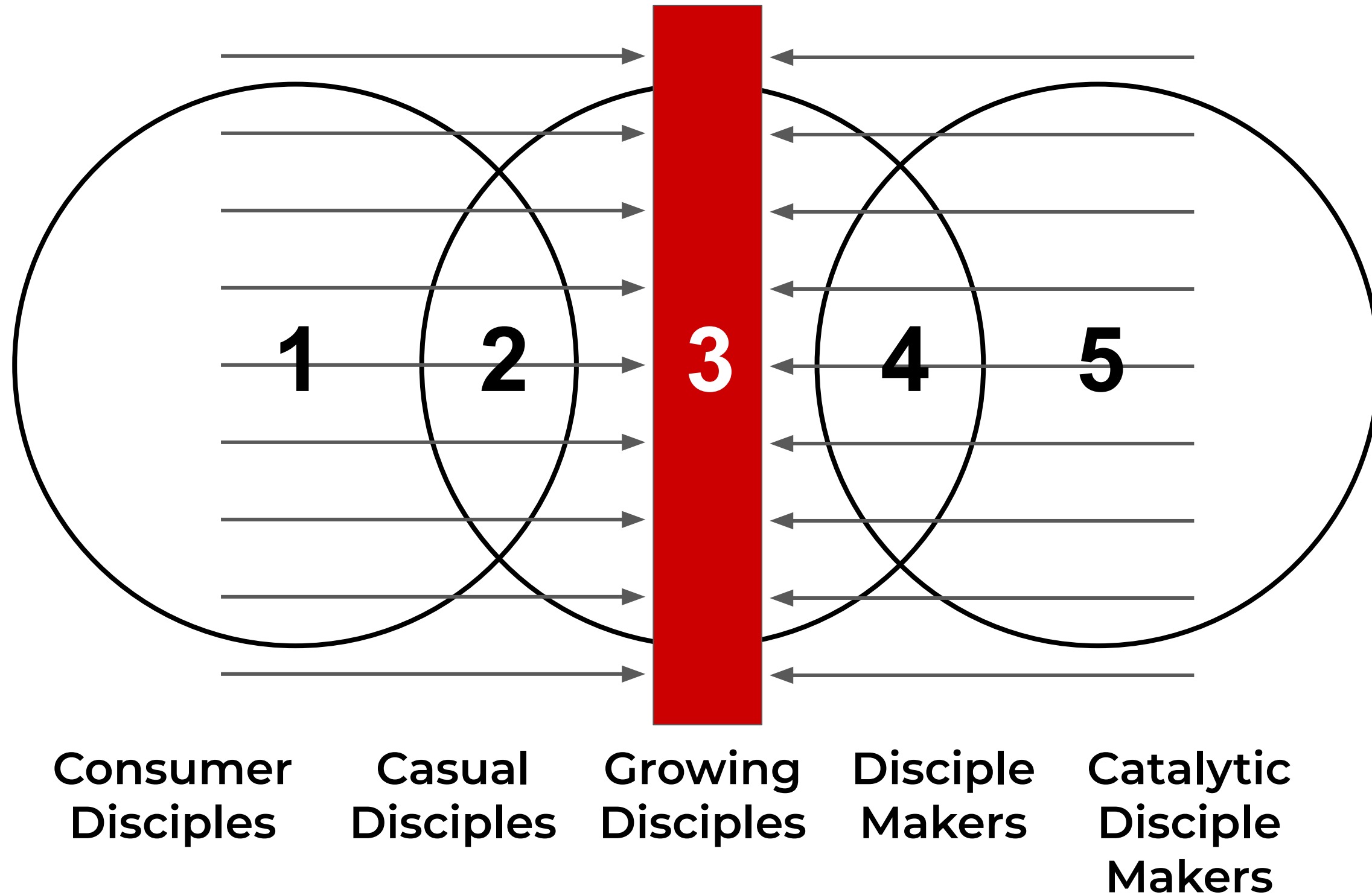
**Casual
Disciples**

**Growing
Disciples**

**Disciple
Makers**

**Catalytic
Disciple
Makers**

Level 3 Magnet



Our 5% Problem

<5% of churches have a
disciple-making culture
rooted in Jesus-style
disciple-making.

Our 5% Problem

Disciple-making is not the actual, functional **mission** of the church.

Our 5% Problem

The **programmatic growth engine** hinders Jesus-style relational disciple-making.

Our 5% Problem

Pastors tend to over-inflate their personal and the church's disciple-making activities and performances.

Our 5% Problem

There is a lack of consistent **definitions** both nationally and in each church.

Our 5% Problem

Pastors are not practicing
and modeling Jesus' style of
disciple-making.

Our 5% Problem

There is a lack of simple,
reproducible approaches that
work at a 9th-grade level.


Our Functional Great Commission

“Go into all the world and make more **worship attenders**, baptizing them in the name of **programs** and teaching them to **volunteer** a few times a month.”

3 Dimensions of Multiplication

- **Disciple-Making** ~ How we add
- **Mobilization** ~ How we extend
- **Capacity-Building** ~ How we saturate

Disciple-Making Jesus' Way



Disciple-Making Hijacked

Jesus Plan: Relational Disciple Making



Highjacked: Institutional programmatic accumulation



Mobilization Jesus' Way



Mobilization Hijacked

Jesus Plan: Everyday missionaries where they work, live and play



Mobilization

Living in Common

Living Sent

Hijacked: Volunteers are the fuel of programs



Volunteerism

Volunteers Running Programs

Not Living Sent

Capacity-Building Jesus' Way

Jesus Plan: Reproducing healthy local churches that scale disciple making and mobilization



Making Capacity
(Here)
Apple Trees

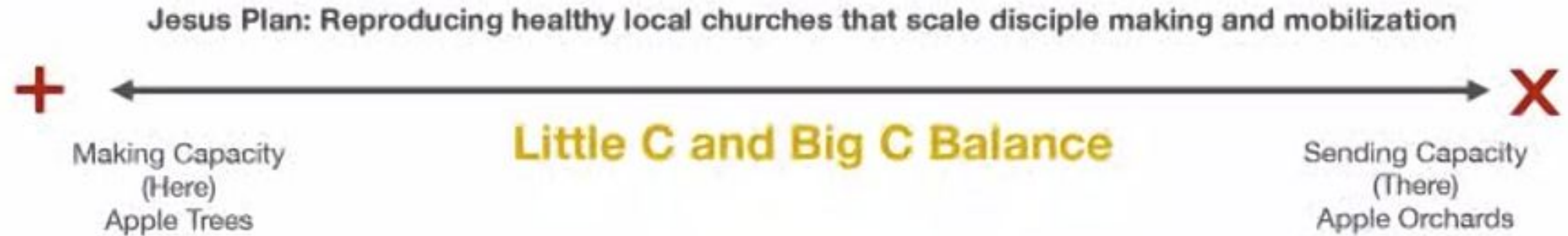


Little C and Big C Balance

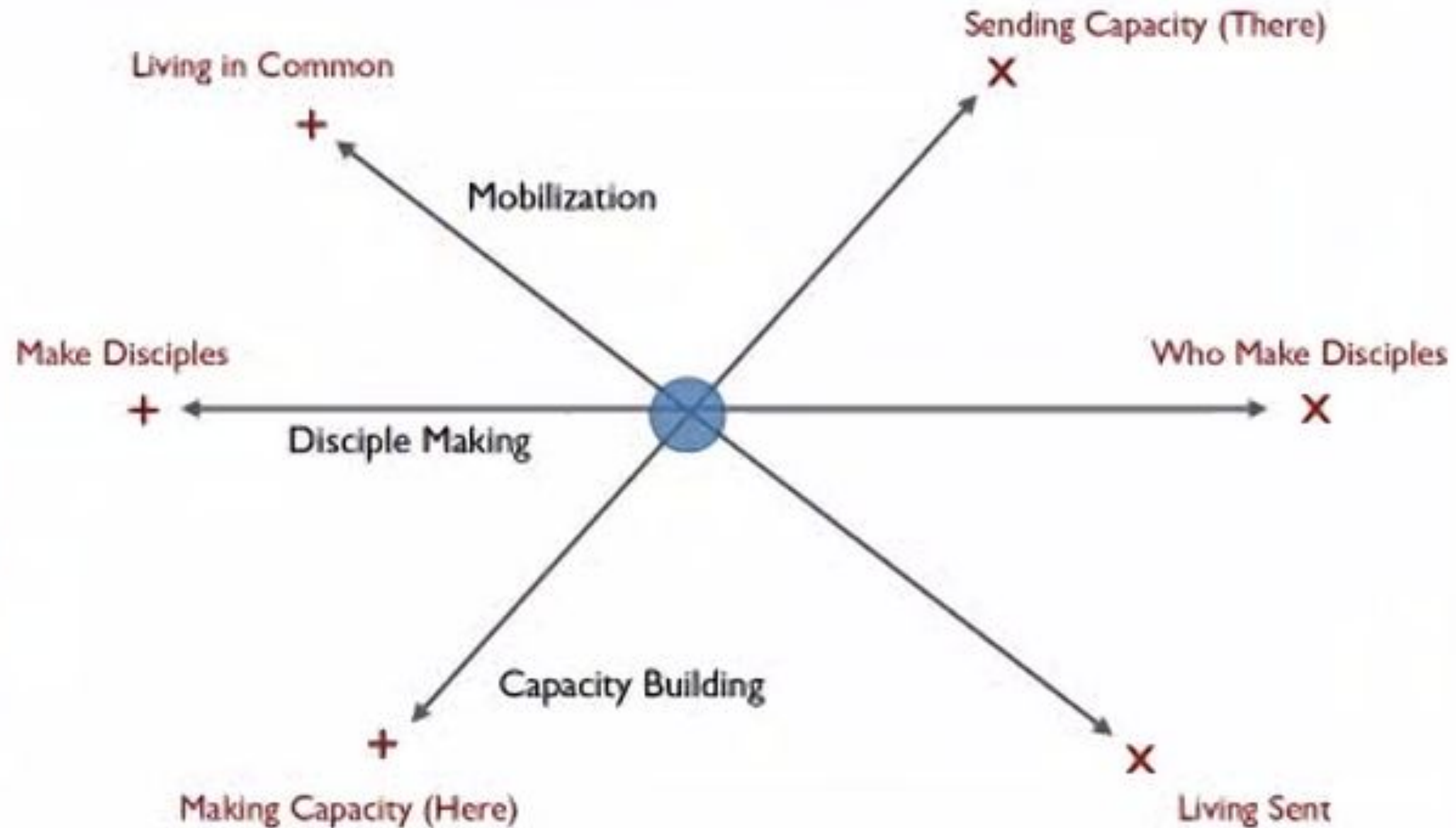


Sending Capacity
(There)
Apple Orchards

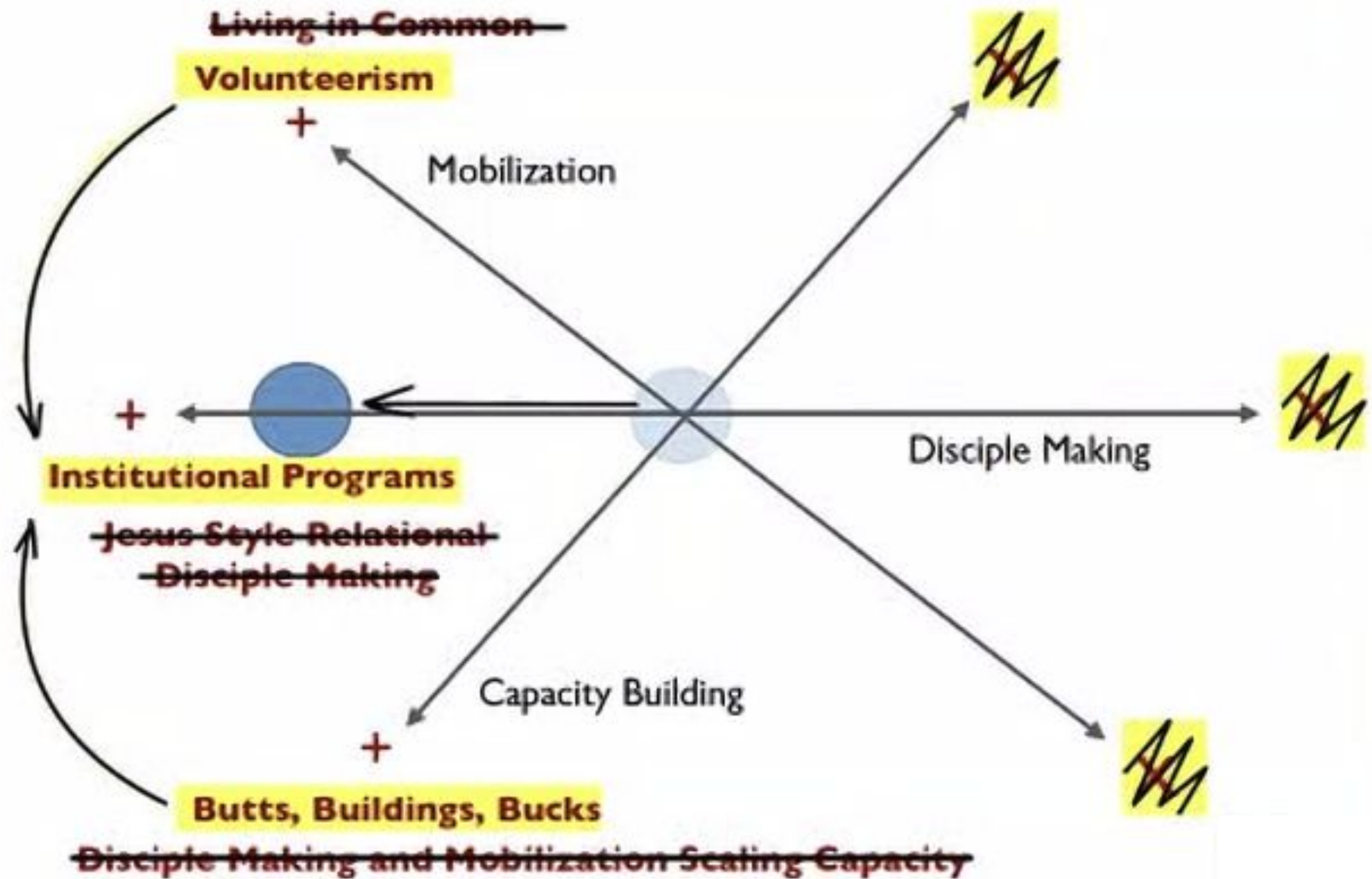
Capacity-Building Hijacked



3 Dimensions... Jesus' Way



3 Dimensions Hijacked



Heart to Heart



Breakout Exercise

Assessing Our Disciple-Making Culture

For this exercise, step out of the “could be” model church context and assess the actual culture of your church’s disciple-making culture.

Step 1: As an individual, use the assessment to assess your disciple-making culture.

Breakout Exercise

Assessing Our Disciple-Making Culture

Step 2: As a team, compare your answers and discuss which of the statements challenges you the most.

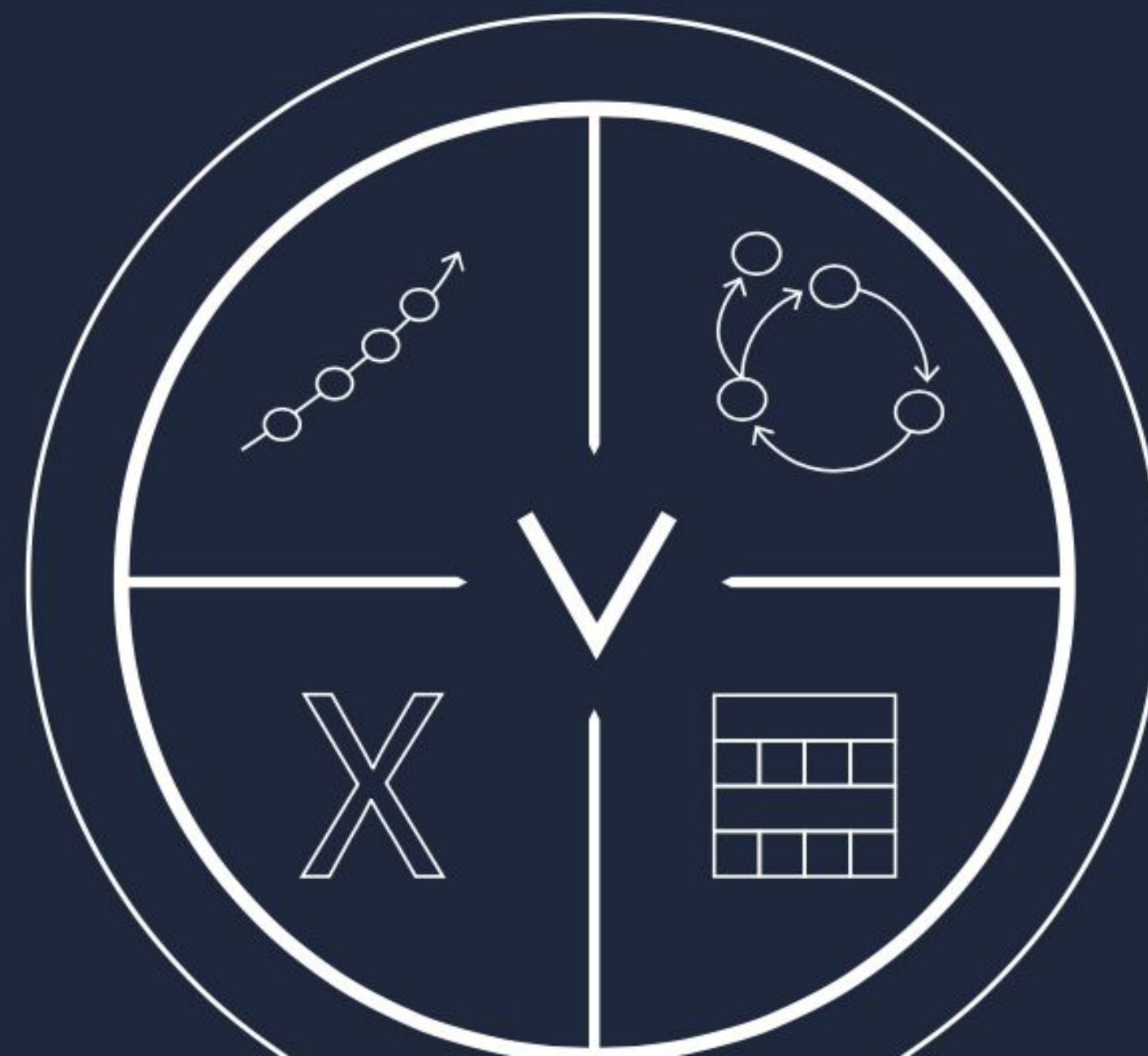
Breakout Exercise

Assessing Our Disciple-Making Culture

Step 3: As a team, list your most significant barrier to creating a disciple-making culture in your church. Be prepared to share your most significant barrier to creating a Jesus-style relational disciple-making culture.

Lunch

30 MINUTES



Session 3

Disciple-Making Culture:
Language and Definitions

Review

Disciple-Making Culture

- 1: Do our **values** reflect a commitment to disciple-making?
2. Do we have a shared **language** for disciple-making?
3. Do our **behaviors** produce disciples makers?

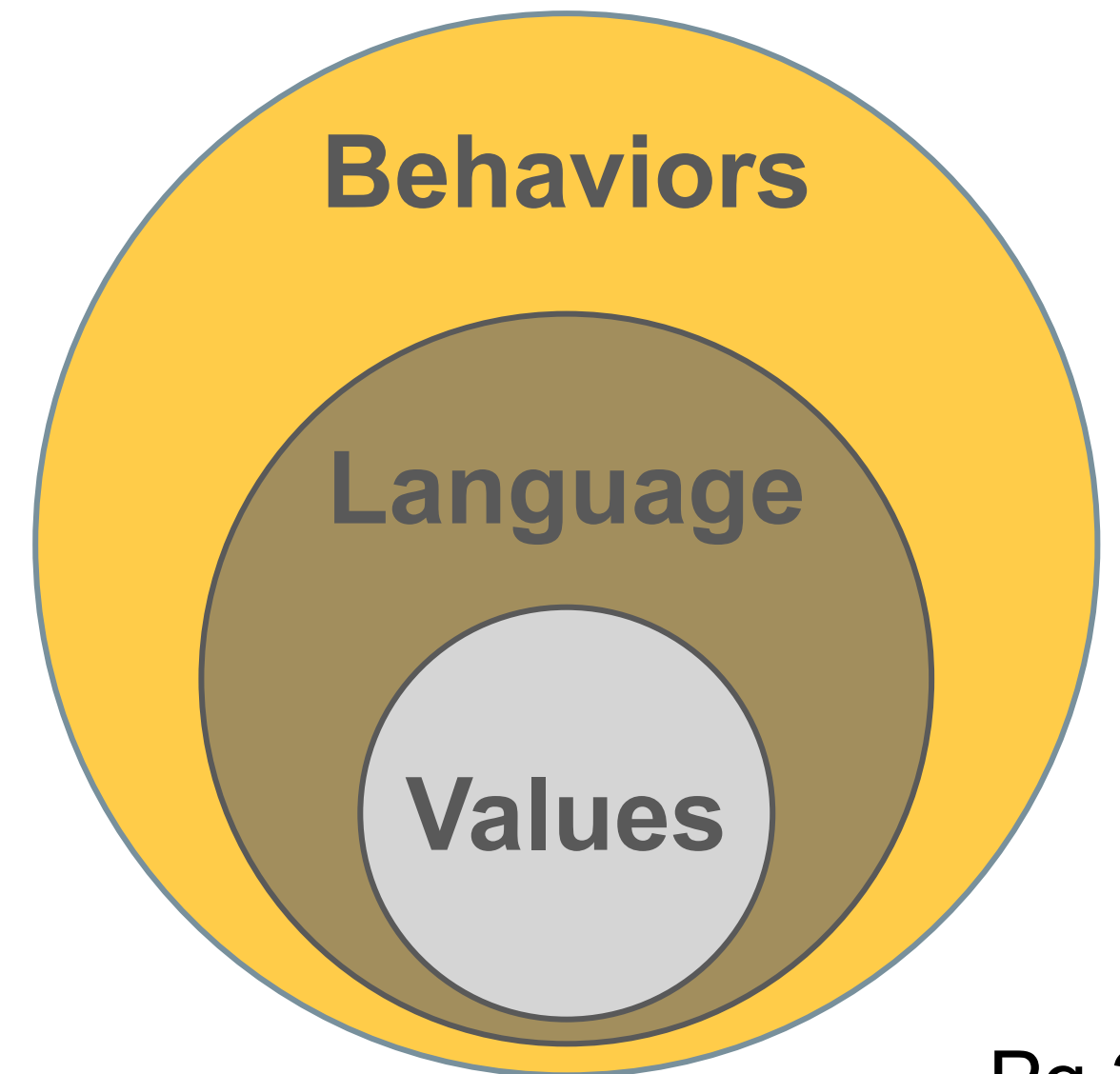


Table Exercise - Teach It!

Spend the next 3 minutes with your neighbor teaching each other the culture alignment model.

Table Exercise

5 Levels of Disciple-Making

What percentages at Levels 1 – 5 do you think you have in your church?

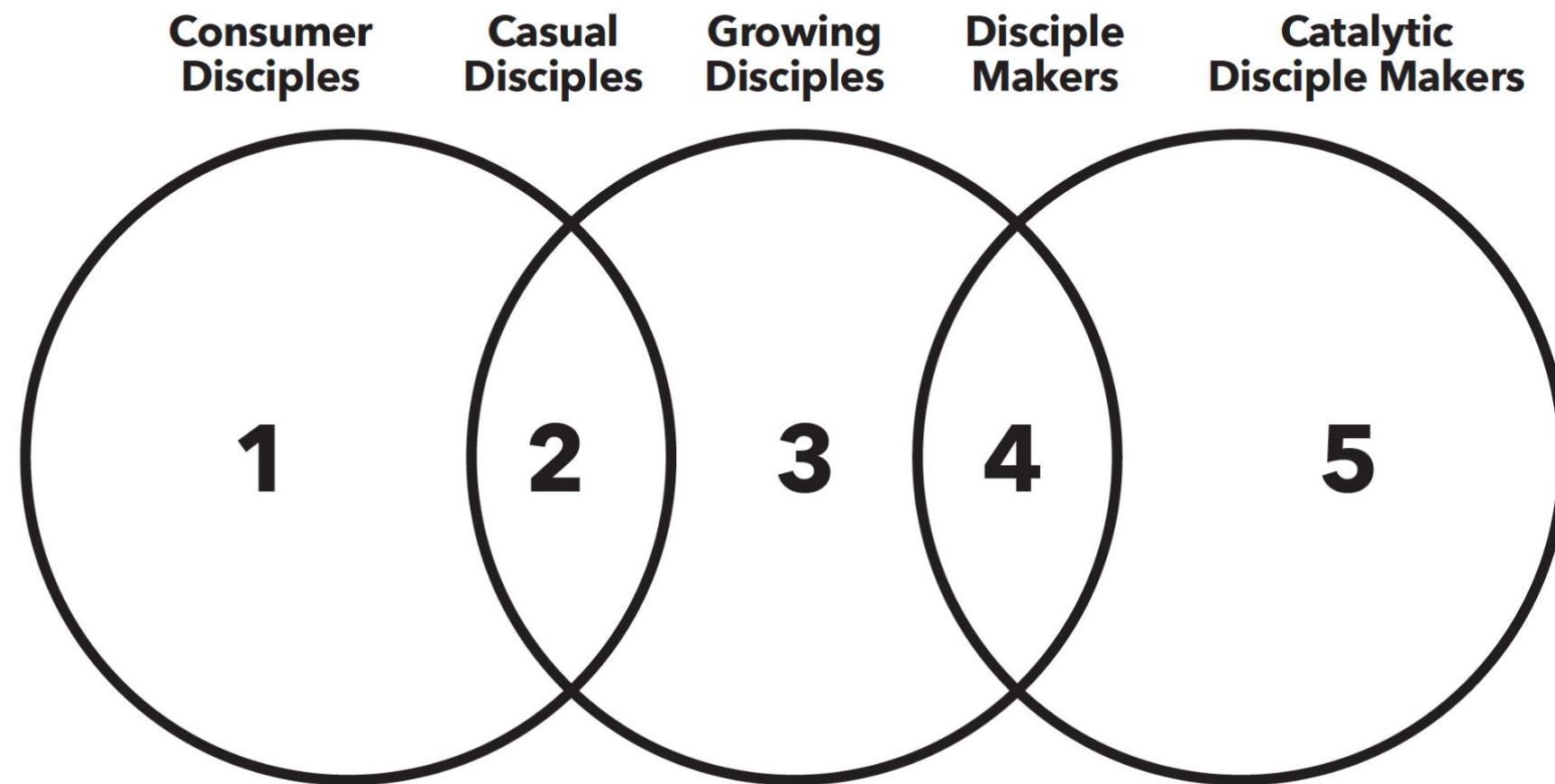
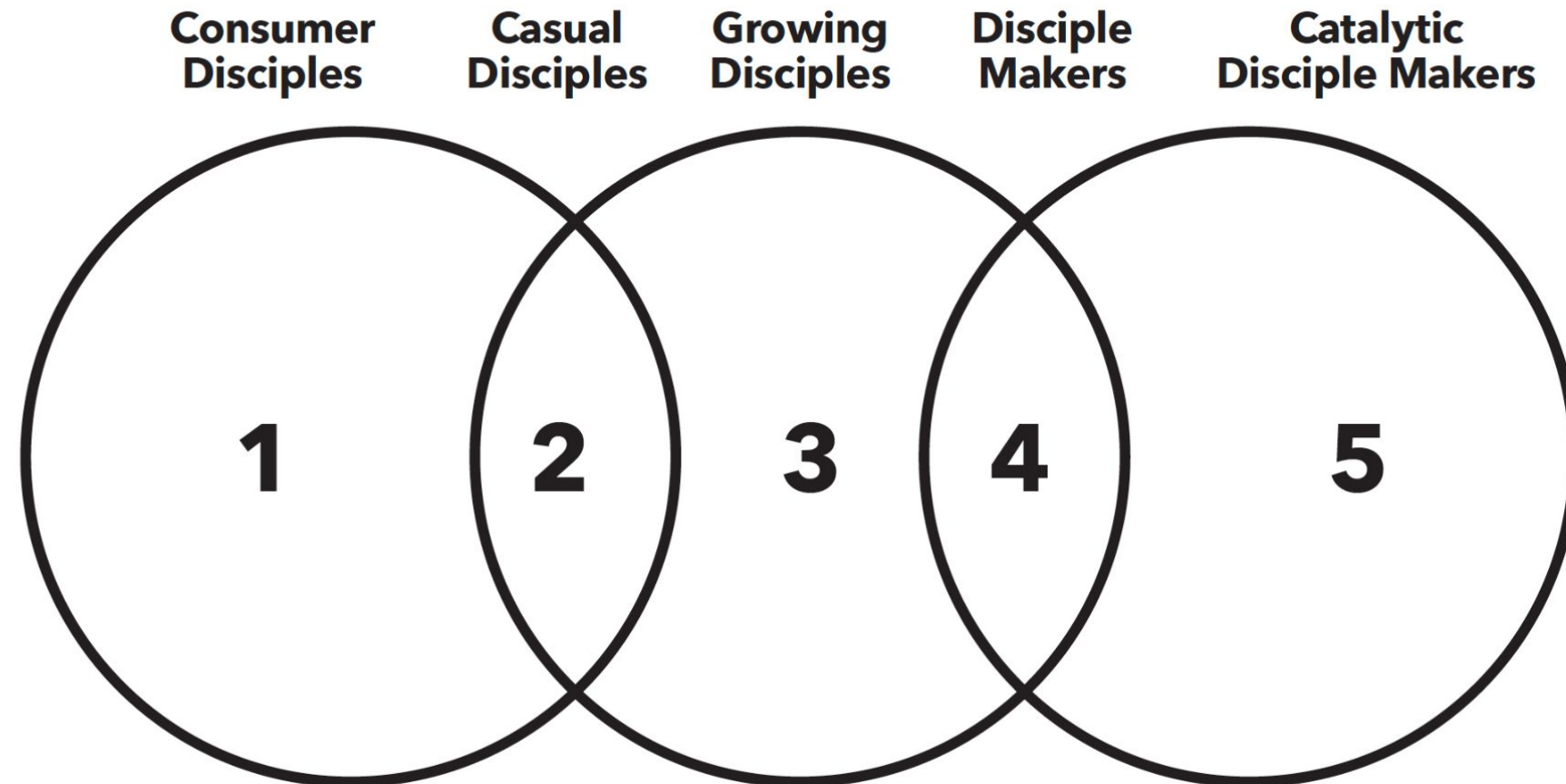


Table Exercise

5 Levels of Disciple-Making

What would the percentages look like if you were a Level 4/5 disciple-making church pursuing Gospel Saturation?



Language

Relational
Making Disciples
Disciple-Maker
Disciple-Making Culture
Jesus Style
Movement
Discipleship
Level 5
Making Disciple-Makers
Disciple

Bobby Harrington Video

The Importance of Shared
Language and Definitions

Breakout Exercise

Disciple-Making Language

Step 1: As an Individual, review the definitions and rate each as accept, revise, or rewrite.

Breakout Exercise

Disciple-Making Language

Step 2: As a team, discuss:

1. Where are you in agreement or disagreement with your ratings?
2. How clearly have you defined your disciple-making language?
3. What definitions do you need to work on clarifying/adding to create a disciple-making culture?


Breakout Exercise

Disciple-Making Language

Step 3: Homework – as a team, clarify and finalize your definitions

Break Time

BE BACK IN 15 MINUTES



Reflections

What's on your mind?

Session 4

Disciple-Maker Pathway
(Micro or Individual)

Principles

Principles for Building a Disciple-Maker Pathway

Deeply Relational - Jesus had relationships.

Principles

Principles for Building a Disciple-Maker Pathway

Strategically Intentional - Jesus had a plan.

Principles

Principles for Building a Disciple-Maker Pathway

Profoundly Simple - Jesus avoided complexity (worked at the 9th-grade level).

Principles

Principles for Building a Disciple-Maker Pathway

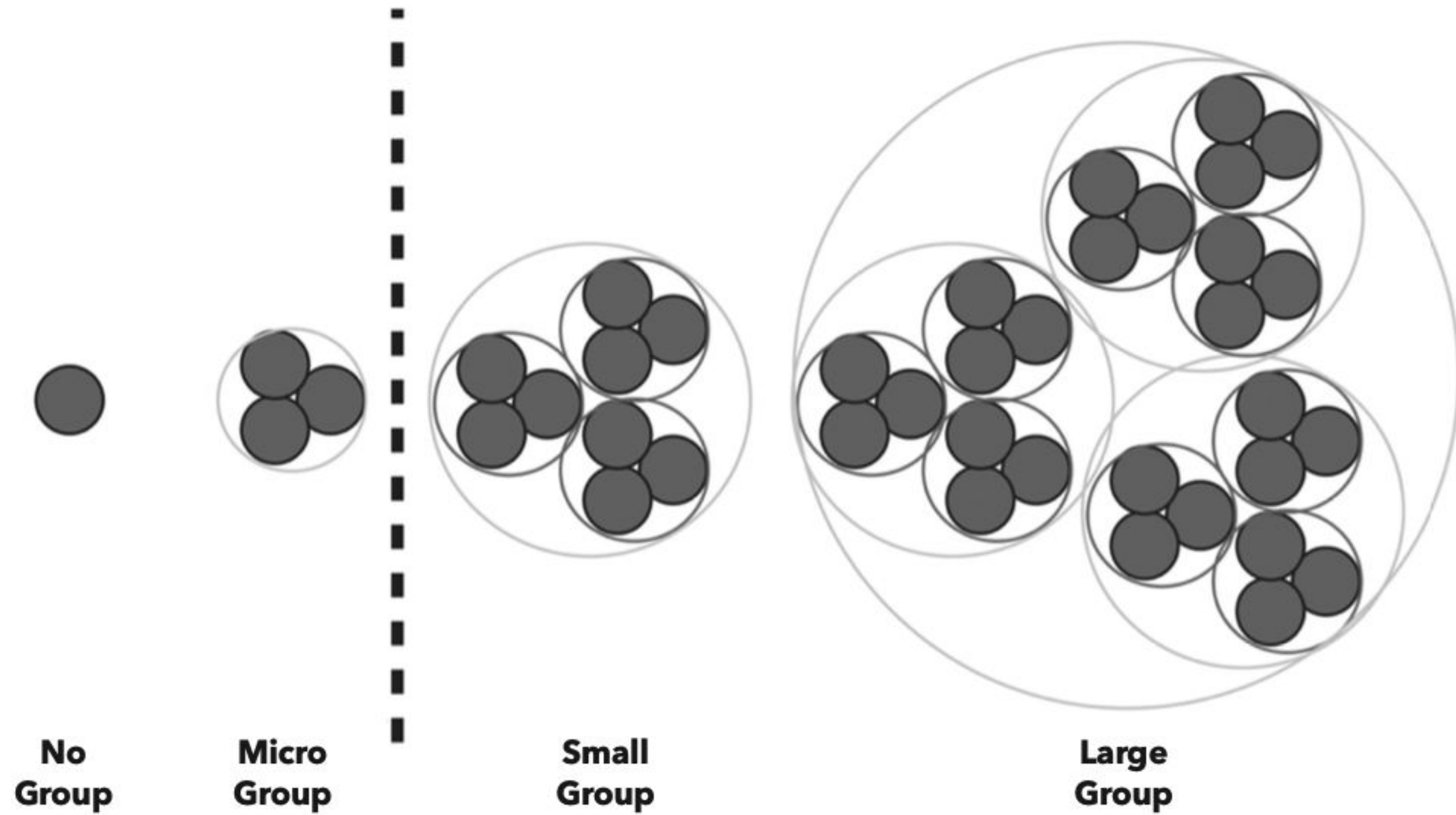
Generationally Reproducing - Jesus invested in making disciple-makers.

Principles

Principles for Building a Disciple-Maker Pathway

Holistically Formational - Jesus had a pathway.

Deeply Relational



Strategically Intentional

Jesus...

Principle	Scripture
1. Began with Prayer	Luke 6:12-13
2. Chose a Few	Mark 3:14
3. Invested Deeply	Mark 4:24
4. Delegated Authority	Luke 9:1-2
5. Coached	Mark 6:30-31
6. Commissioned	Matthew 28:19-20

Profoundly Simple

Example: The 5.3.2 Method

5 Principles

- Simple enough to reproduce
- Gospel is our curriculum
- Holy Spirit is our teacher
- Following Jesus is our objective
- Relationships are our vehicle

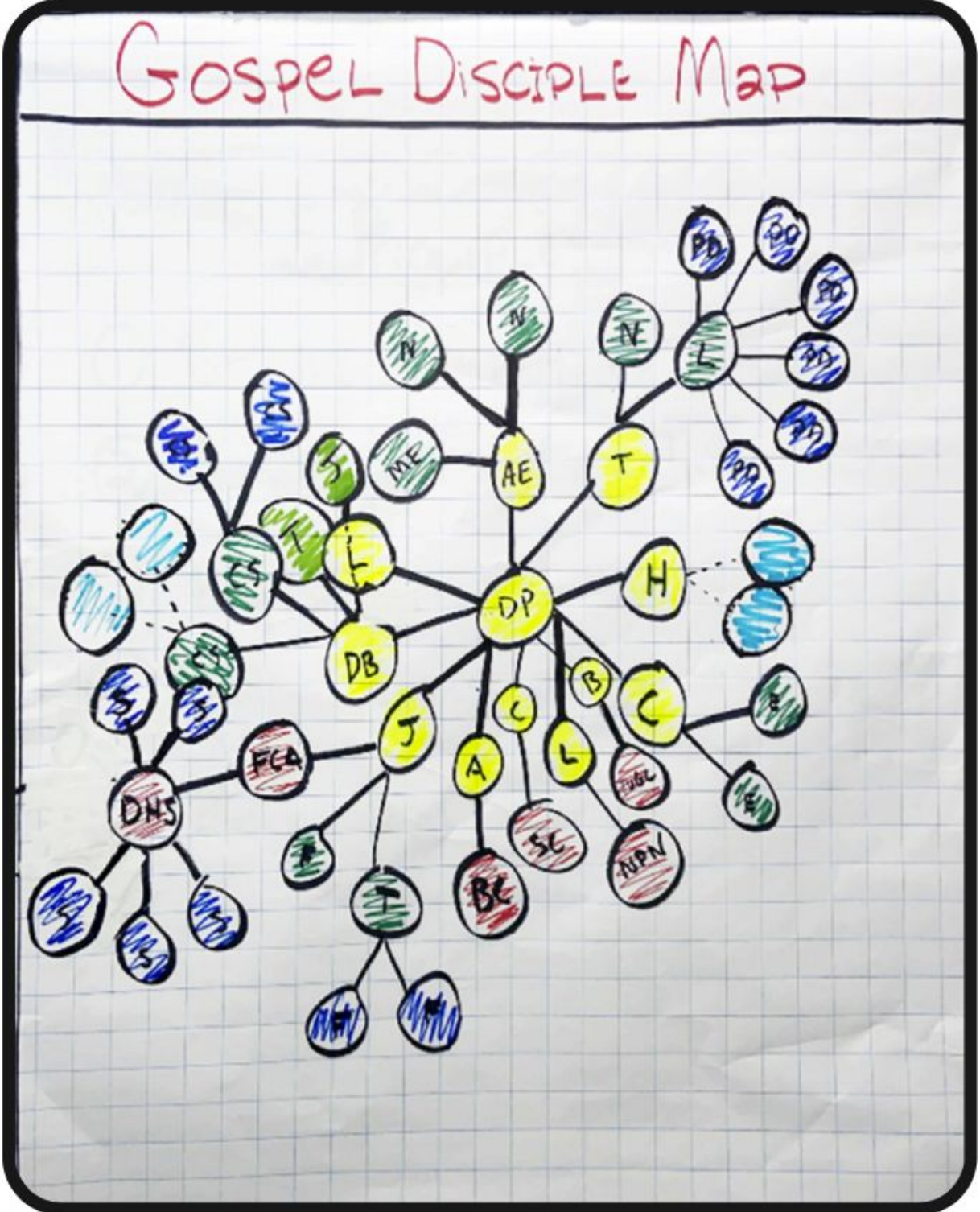
3 Relationships

- I invite you
- You invite someone else
- We form a micro-group

2 Rhythms

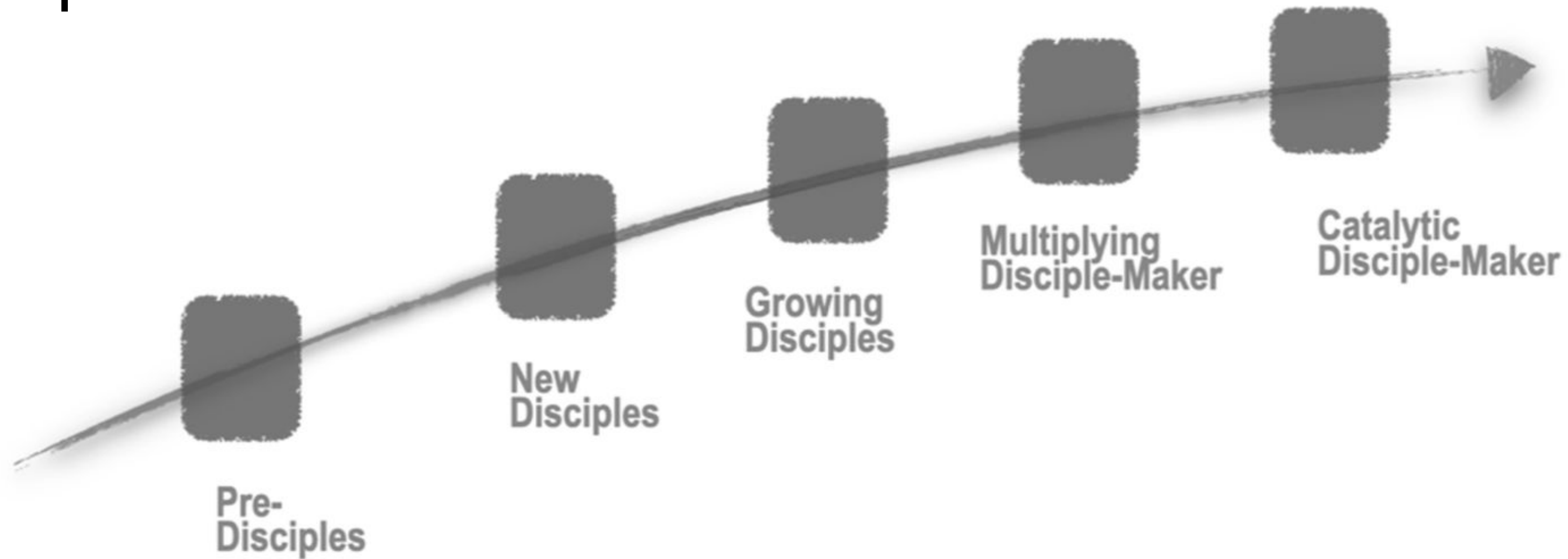
- Daily surrender to King Jesus
- Weekly accountability with each other

Generationally Reproducing



Holistically Formational

We need a pathway that will produce **Level 4 and 5** disciple-makers.



Building a Disciple-Maker Pathway

A disciple-maker pathway is a picture of the different stages of **spiritual development** for the individual disciple-maker.

Building a Disciple-Maker Pathway

A disciple-maker pathway embraces the objective of mobilizing ordinary missionaries to live sent.

Building a Disciple-Maker Pathway

A disciple-maker pathway shows clearly what “could be” and “should be”.

Building a Disciple-Maker Pathway

A disciple-maker pathway provides a framework for developing our approach to **Jesus-style** disciple-making.

Building a Disciple-Maker Pathway

A disciple-making pathway
can and should be designed
to capture our **unique culture.**

Table Exercise

Assessing Our Disciple-Maker Pathway

For this exercise, step out of the “could be” model church context and assess the actual disciple-maker pathway in your church.

Step 1: As an individual, use the assessment to assess your church’s disciple-maker pathway.

Table Exercise

Assessing Our Disciple-Maker Pathway

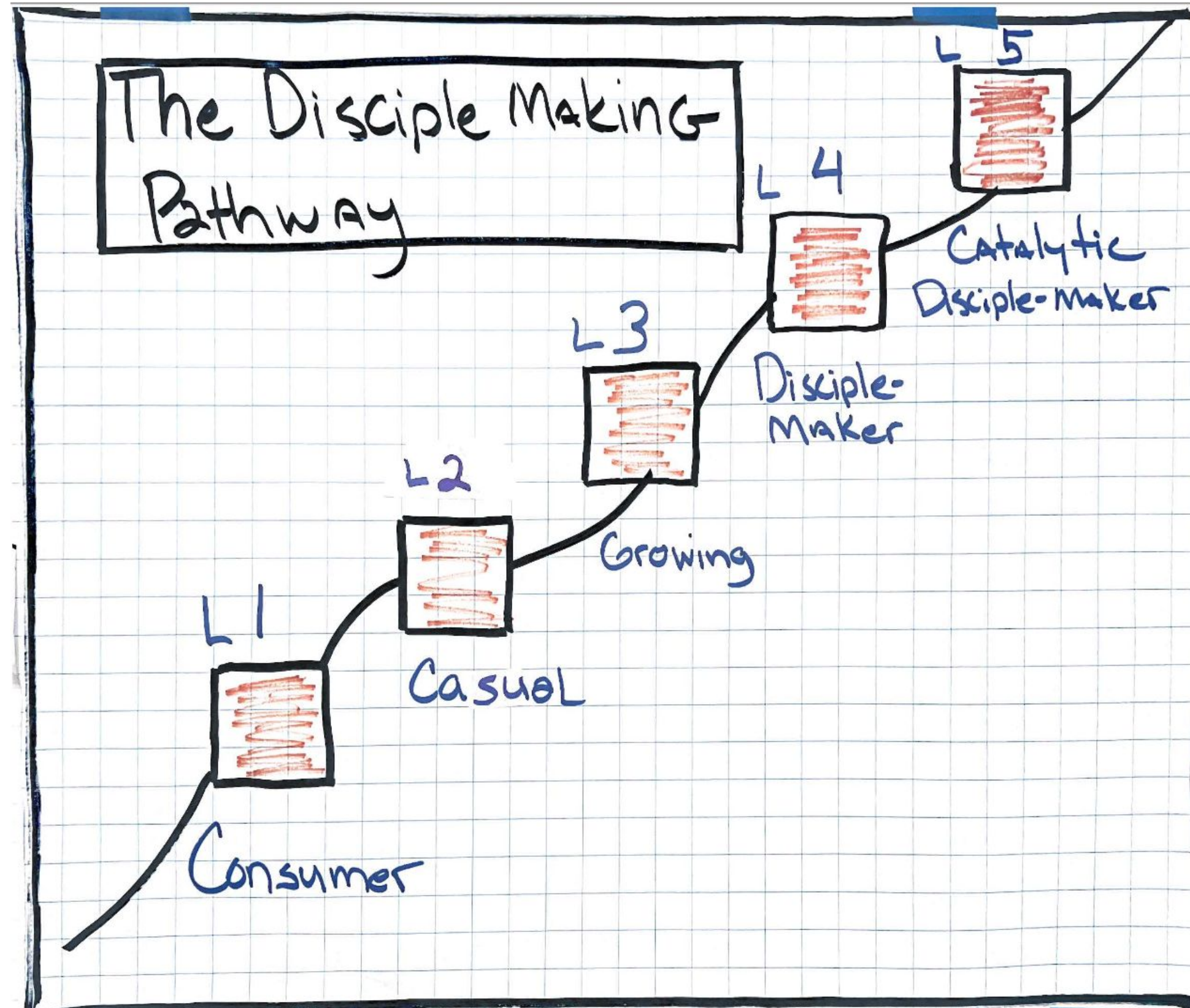
Step 2: As a team, compare your answers and discuss which of the statements challenges you the most.

Table Exercise

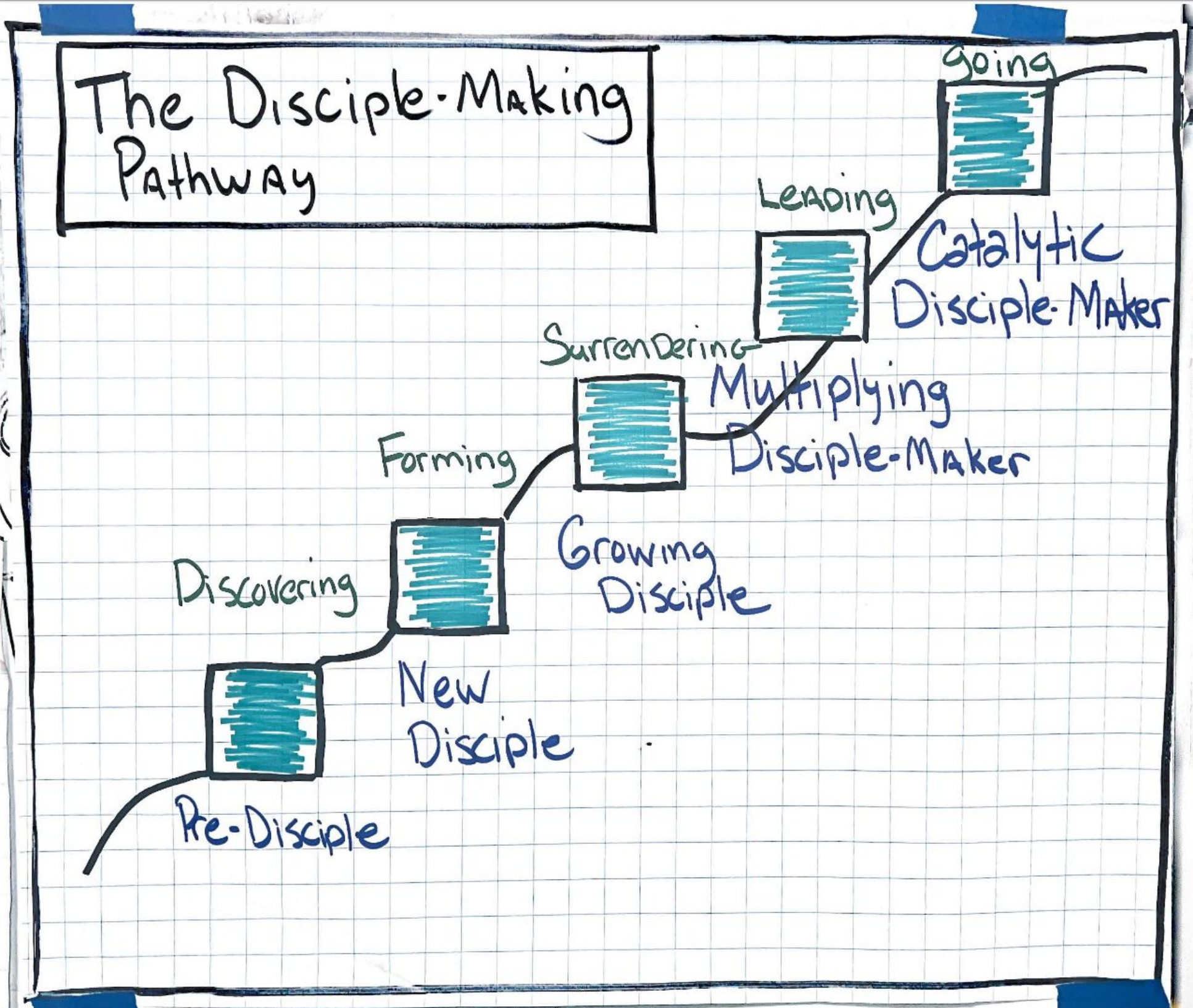
Assessing Our Disciple-Making Pathway

Step 3: As a team, list your most significant barriers to creating a strong disciple-maker pathway in your church. Be prepared to share your most significant barrier.

5 Levels of DM Pathway



Sample DM Pathway



Breakout Exercise

Building a Micro Disciple-Maker Pathway

Step 1: Using a flipchart, design a disciple-maker pathway with your team for a model “could be” church, beginning with a pre-disciple and ending with a disciple living out levels 4 and 5.

Breakout Exercise

Building a Micro Disciple-Maker Pathway

Step 2: Using the pathway steps from step 1, fill in the first two columns of the Disciple-Maker Pathway Chart. Name each level in column 1 and develop a simple definition for each level in column 2.

Breakout Exercise

Building a Micro Disciple-Maker Pathway

Step 3: Using the Disciple-Maker Pathway Chart, describe the micro behavior of the disciple in column 3.

Sample Micro DM Pathway

Pathway Steps	Step Definition	Disciple Behavior (Micro)
Catalytic Disciple Maker	Going	Is a disciple-maker who has a vision and calling to a specific harvest field and is committed to being mobilized as a missionary to advance Jesus' Kingdom through a disciple-making movement.
Multiplying Disciple Maker	Leading	Is a disciple who is committed to making other Jesus-style disciples who make disciples committed to King Jesus and His Kingdom.
Growing Disciple	Surrendering	Is a disciple who is committed to daily surrender to King Jesus and is actively engaged in the Kingdom.
New Disciple	Forming	Is a recent disciple who is intentionally developing a gospel worldview.
Pre-Disciple	Discovering	Is exploring Jesus as the one and only way.



Team Presentations



Breakout Exercise

Building a Macro Disciple-Making Culture

Using the Disciple-Maker Pathway Chart, describe the model “could be” church’s disciple-making macro behavior for establishing culture that enhances the effectiveness of the Micro Disciple Maker Pathway.

Sample Macro DM Culture

Pathway Steps	Church Behavior (Macro)
Catalytic Disciple Maker	We equip Catalytic disciple making using simple tools to... <ul style="list-style-type: none"> • Enter the Harvest • Plant the Gospel and make disciples • Form New Groups and Churches around those disciple • Multiply through other disciple makers and catalytic disciple makers
Multiplying Disciple Maker	<ul style="list-style-type: none"> • Gospel Disciple Life Journal as a leader (micro-group) • Disciple-Makers Coaching Huddle • Belongs to a micro-church with a focus on starting a new micro-church
Growing Disciple	<ul style="list-style-type: none"> • Gospel Disciple Life Journal as an apprentice (micro-group) • Belongs to a micro-church
New Disciple	<ul style="list-style-type: none"> • Foundations Journal on Commands of Christ • Baptism Celebration • Invited to a micro-church
Pre-Disciple	<ul style="list-style-type: none"> • DMS • Discovering Jesus • Equipping other for expressing radical hospitality • Invited to a micro-church



Team Presentations



Session 5

Closing

Table Conversation

What burning questions or issues need addressing to develop a Disciple-Maker Pathway?

Homework

1. **Continue** to work through your values by refining and defining each, developing “demonstrated-by” statements for each, and anchoring each in a scripture.
2. **Work** through the disciple-making definitions, defining and refining them for your church.
3. **Complete** your Disciple-maker Pathway and chart.
4. **Review** the paper on 30 Characteristics of Reproducing Churches and discuss with your team.

Resource Library



Multipliers Pathway Resources

Thank You

